# Fiche Planète Nyarwanda

| | | | | | |
|---|---|---|---|---|---|
| **Situation :** | Univers 5, Univers départemental. Secteur 5, Ex-boucherie whog shrog. Quadrant (E5B - 16 – L). | **Système solaire :** | « Kaawalah » Système à étoile simple, une naine jaune. | **Type d'étoile :** | G (jaune), type 1b. |
| **Orbite :** | 54 UA. (en unités astronomiques, sachant qu' 1 UA = 150 millions de km). | **Type :** | Type terrestre habitable. | **Pression :** | 8 (standard). |
| **Atmosphère :** | Respirable (oxygène, azote). | **Océans :** | 72 % du sol. | **Diamètre :** | 11700 km. |
| **Densité :** | 5,2. moyennement ferreux. | **Gravité :** | 1 G. | **Inclinaison sur l'axe orbital :** | 21°. |
| **Effets saisonniers :** | Analogues à la terre. | **Longueur de jour :** | 23 H. | **Composition du sol :** | Roches avec peu de fer. |
| **Climat :** | Tropical. | **Températures :** | Basses +27°, moyennes +38°, Hautes +49°. | **Relief principal :** | Jungles et savanes. |
| **Relief secondaire :** | Montagnes, et marais. | **Longueur de l'année :** | 327 jours. | **Lune(s) :** | 2. |

**Tableau des ressources :**

| Ressources | Planète | Lune Kazok | Lune Tinaf |
|---|---|---|---|
| Matières organiques | Rare | Dépourvu | Dépourvu |
| Matières radioactives | Dépourvu | Abondant usage industriel valable | Rare |
| Métaux industriels | Dépourvu | Dépourvu | Dépourvu |
| Métaux légers | Rare | Rare | Abondant usage industriel valable |
| Métaux lourds | Dépourvu | Abondant usage industriel valable | Rare |
| Minéraux spéciaux | Très abondant à proximité du météore tygg, absent ailleurs. | Dépourvu | Dépourvu |
| Cristaux précieux | Idem (conducteur d'énergie Psy) | Dépourvu | Dépourvu |
| Biosphère | Race intelligente : Humains (kushites) Humanoïdes 15 races (homoformées velus, proche de l'animal). (Cf. civilisations) Animaux les plus évolués : reptiles 5%, mammifères 45%, oiseaux 20%, poissons 20%, insectes 10%. Flore : variétés très diverses. | Dépourvu | Dépourvu |

**Reste du système solaire :**

Etoiles :

| Type | Taille | Masse | Biozone | Limite | Rayon | Orbites | Modif vie |
|---|---|---|---|---|---|---|---|
| G | 1b | 10*sol | 50-75 | 1,0 | 0,4 | 6 | -10 |

Orbites :

Orbite 1 : 29 UA planète (boule de roche).
Orbite 2 : 31 UA planète (boule de roche) + 3 lunes.
Orbite 3 : 54 UA planète **Nyarwanda** de type « terrestre » + 2 lunes.
Orbite 4 : 78 UA planète (géante gazeuse).
Orbite 5 : 96 UA planète (géante gazeuse).
Orbite 6 : 123 UA planète (géante gazeuse).

Le Globbo-Bubon semble avoir entièrement englobé son système solaire (à 200 UA de distance du soleil), sans le digérer, et cette situation anormale est sans précédent…

**NYARWANDA Planisphère :**

On ne fera apparaître aucun nom sur cette carte, car ce monde sauvage ne connaît aucune frontière clairement tracée, aucune nation clairement établie, mais juste des territoires fluctuants, définis par des limites purement naturelles (végétation, côtes, montagnes), des zones de chasses saisonnières, des parcours de peuples nomades, et les zones occupés par la multitude des micro-tribus sont trop nombreuses, et trop peu étendues, pour y figurer, de plus elles changent trop avec le temps (à cause des guerres, des épidémies, etc)…



**Lieux importants :**

Les seuls lieux visités par des PJ y les territoires kushites, zébroms, chiens-fous, lionarhs, goringes, nécrohyènes, pachydéphants, et rhynocks, les abords de la montagne de chair, ainsi que le temple secret de la montagne sacrée.

Il est évident qu'une seule partie d'un seul continent de la planète avait été explorée par les PJ lors de la mission 10 :

Les Jungles :





MYST III
EXILE

MYST III
EXILE




©2003 phil scoupe
SNYDER'S
CREATIVE


Karavaniers
www.karavaniers.com

approx. 3,5 hours from a photograph by Liz Hymans


©BURROUGHS AND DISNEY

118 Environments • Stranglethorn Vale

Les montagnes :



"Terraforming" Temüjin 2007

Les cascades :

Les fleuves :







www.unibstudio.com
(c) gr04

Les côtes :

La savane :

PLAY3-LIVE

www.earth.too.it

© 2005 www.bleu-outremer.net



King Of Huston
Sheba

**Les villages :**

Kushites :

178 Structures and Weapons

Zébroms :

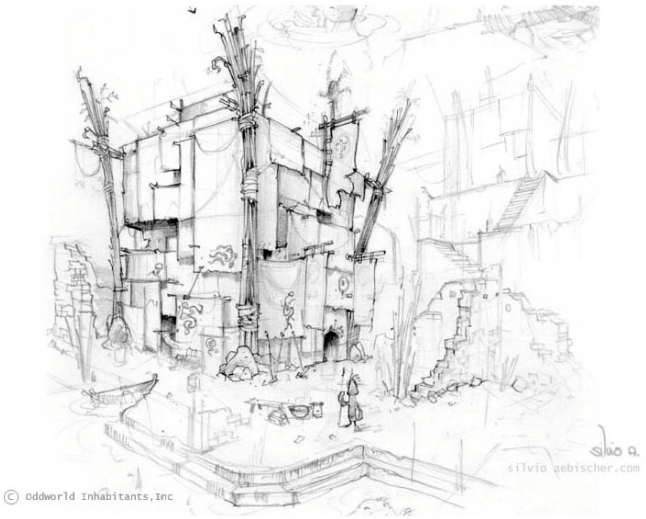





Chiens-fous :

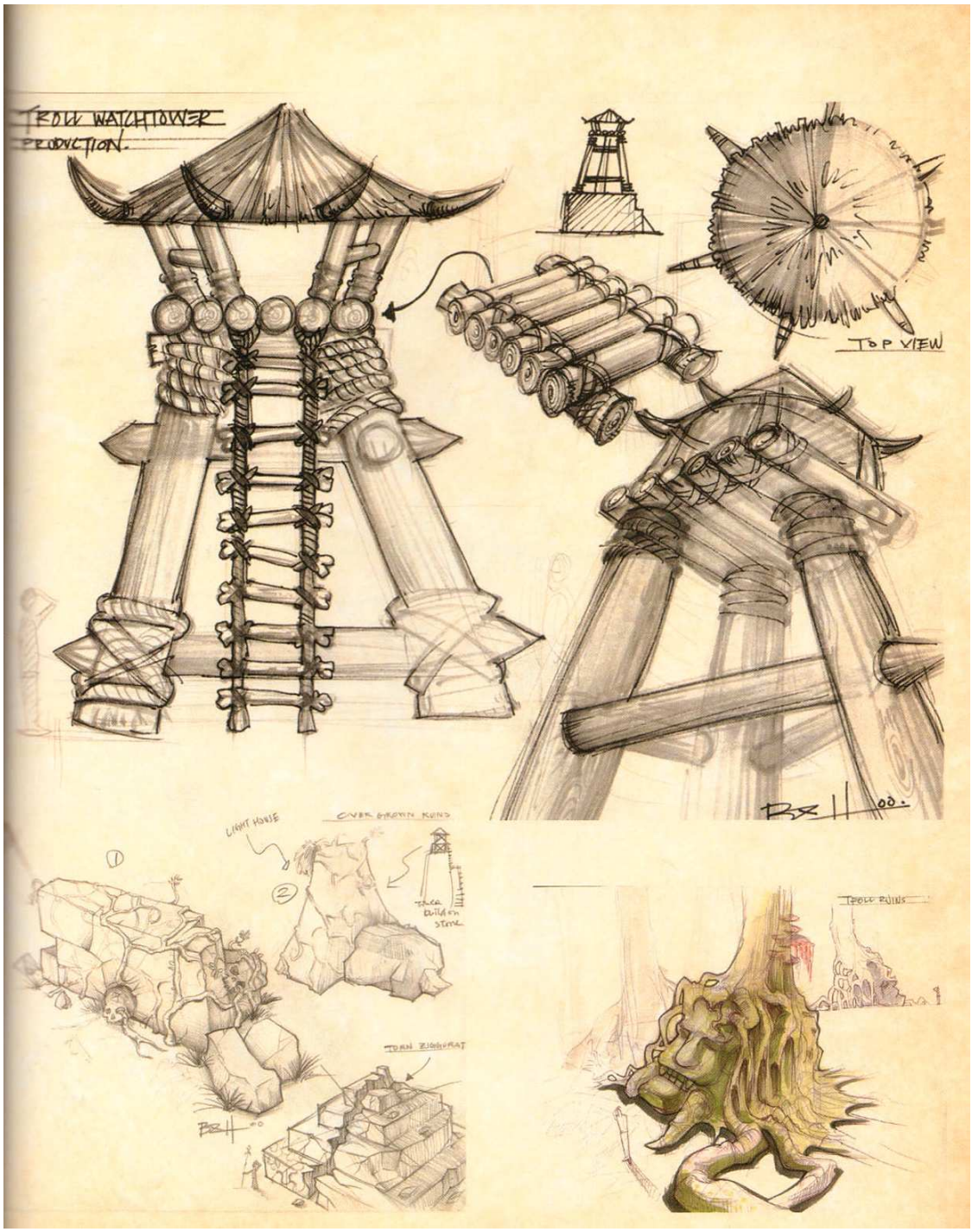

Lionarhs :

Amazones pagodes perchées :

Goringes village :

Goringes arène prison :

Pachydéphants rhinocérocs géant villa :



Nécrohyiènes_village :

Rhynocks_habitations troglodytes :

Rhynocks_stade_arène :

Rhynocks_stade_arène_gradins :

Tous ces villages sont construits en matériaux naturels, bois, feuillages, terre argile, boue séchée, ou tirés des animaux chassés, ossements, défenses, peaux, fourrures, carapaces, ou enfin ils peuvent être creusés à même la terre, ou dans la roche d'une falaise…

Il y a aussi de nombreux peuples nomades sur Nyarwanda, traversant jungles et savanes à la faveur de leurs chasses, et d'autres encore descendant les fleuves sur de légères embarcations de papyrus et d'osier...

Bateaux en papyrus :

**Les tribus :**

Kushites :



There once was an African queen who gave birth to a prince who would one day rule with Strength, Honour and Love. Ever since the day he was born [illegible] him wherever he went, she was accompa[illegible] royal hun[illegible] even hiked the [illegible] nce trav-[illegible]ed with other vilage [illegible]
For 20 odd years she [illegible] wing soon to be king, b[illegible] with him.
One day the rolya[illegible] having a terrible time prot[illegible] warm of hornets, an-other time he no[illegible] ficulties catching a boat load of fish, a[illegible] ght b[illegible] illage p[illegible]incess kissing and [illegible] river.
The advisor one day aproa[illegible] ican Queen and asked, "Empress, not to b[illegible] ny years you have flo[illegible] your son ev[illegible] think it h[illegible] hindered his majesty's [illegible] day. Please my queen, I advis[illegible] ome a great king of Streng[illegible]
The Queen [illegible] until t[illegible] day my s[illegible] a mother protect[illegible] way a mother [illegible] way a mother loves [illegible] d wit[illegible] Strength, Honour and Love for [illegible] will na[illegible] ealize[illegible] that he must put his village's needs bef[illegible]re his ov[illegible] way a mo[illegible]ner does for her son."

GLENN-BRANDO S RIVERA 2008







IWS-STOCK

IWS-stock.deviantart.com

IWS-STOCK

IWS-stock.deviantart.com

IWS-STOCK

IWS-stock.deviantart.com



Jahari
Kumi

Ojore









Les Zébroms :

Art is (c) Grimmalkin, 2005, Characters are (c) Joe England.

peanutchan

Darla by BlackDragonAJ89. Original Art by JDPD aka. SciFiCat
scificatdeviantart.com

Les Chiens-fous :

PRIMAL VISIONS
DESIGN STUDIO, LLC

PRIMAL VISIONS
DESIGN STUDIO, LLC

KYE
C.S.N

BETHANY HUGHSTON 2006

© chara by Fjordwolf
drawn by Faelis

DARK NATASHA COPYRIGHT 2001

Les Lionarhs :



image (c) Astrya Durden 2006


ARES

THE
# LION HEARTS

THE
LION HEARTS

Les autres tribus :



Les mercenaires Zuaguirs :





DESPOTICA
ORIGINAL COMIC CREATIONS
by
MATT RICHARDSON

©2005
ORIGINAL SKETCH BY KAYNINE(D.K.)
COLOURED BY NIGHTPHASER(N.A.)

TRIBANEFAXMON



~(c) Mary "Kipestshin" Graham 2008



Amazones kushites :

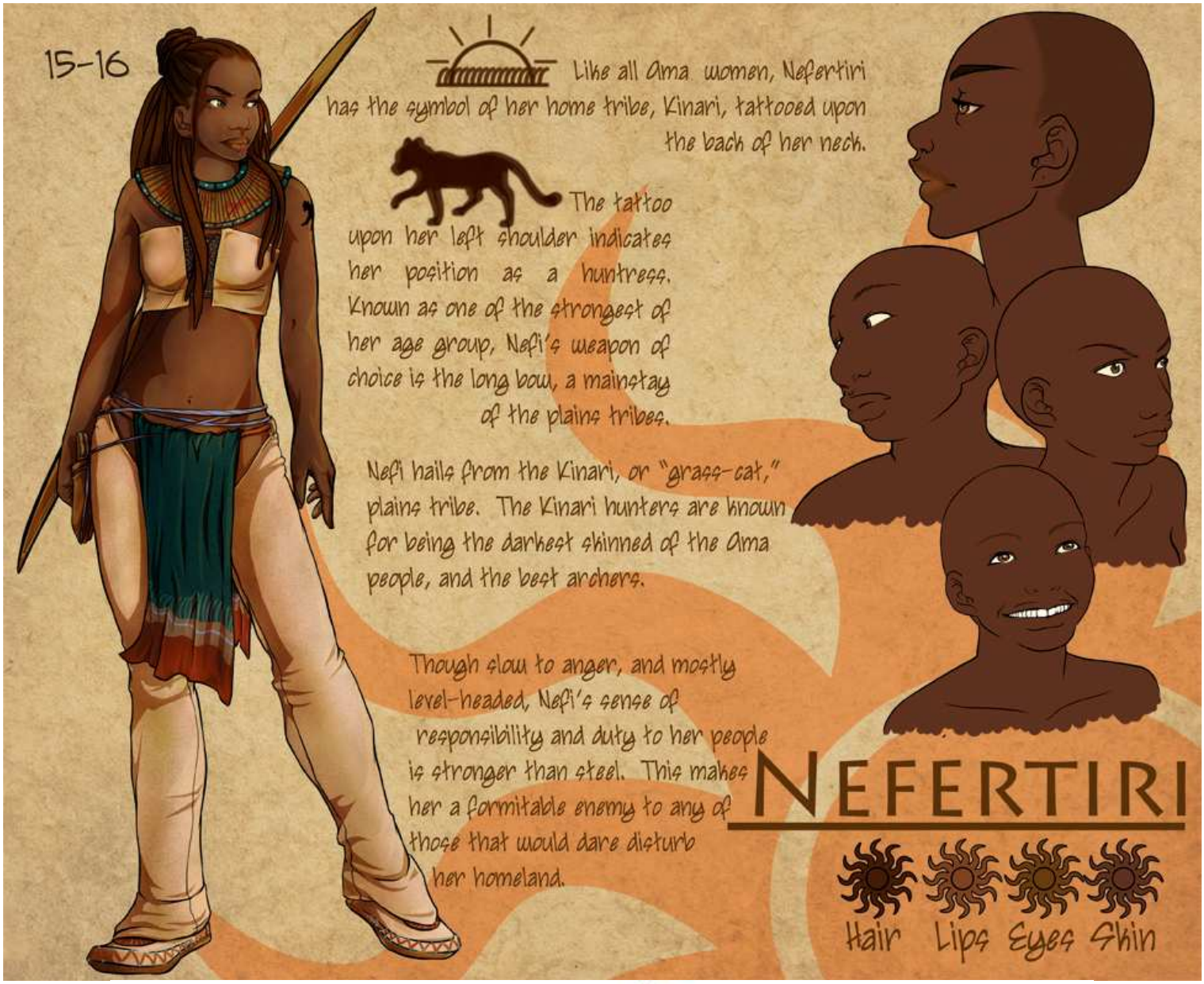



Les amazones sont bien issues du peuple humain, dit « kushite »,, mais elles ont parfois des métissages avec d'autres espèces, car elles doivent enlever des mâles pour la reproduction, qu'elle sacrifient ensuite à leurs dieux…
Et, lorsqu'elle n'ont pas assez de kushites sous la main, elles peuvent se contenter d'autres semi-humanoïdes.




Damka Yazhi

Gwala Gunju



Hunters

©2005 FreWe




Zivari Amambwe

La reine des amazones, Luvuma (ce qui signifie « Jolie fleur » en kushite), est une puissante sorcière, en plus d'être la grande prêtresse de leur religion shamanique.

La légende raconte que son arrière grand-mère était la quatrième épouse d'un sorcier violent, qui la brutalisait par pur sadisme.
Lorsqu'elle l'eut suffisamment espionné pour apprendre toutes ses pratiques magiques, elle l'assassina et s'échappa une nuit, de son village kushite.
De nombreuses femmes maltraitées l'imitèrent, et bientôt c'est toute une communauté féminine qui s'installa dans la savane, construisant leurs demeures au sommet des grands arbres, pour éviter les prédateurs, faute de chasseurs.
Elles élevèrent leurs filles dans la haine des hommes, et sacrifièrent leurs fils à leurs dieux…

Aujourd'hui, Luvuma les dirige d'une poigne de fer.
Attention, ce n'est pas son lignage qui lui a valu sa place, mais bien une épreuve mortelle, à laquelle elle dû survivre pour prouver sa valeur :
A 12 ans, elle fut jetée dans une fosse avec trois léopards affamés…
…leurs fourrures constituent désormais sa majestueuses cape !

Ses pouvoirs sont censés être immenses :
Elle se transforme en léopard, elle commande au ciel la pluie ou la foudre, elle assure la fertilité, ou maudit une région d'un essaim de sauterelles…

Mais, même sans un sortilège, elle reste une femme très dangereuse, car sa technique de combat, utilisant son poing aux griffes d'or, est particulièrement rapide et précise.

Goringes :

TANAT

SAVAGE 2



Nécrohyènes :



THE BRIBE • © 2003 STEPHANIE M HAHN • SYNNABAR • WWW.SYNNABAR.COM

RAWLINGS '10

Pachydéphants :

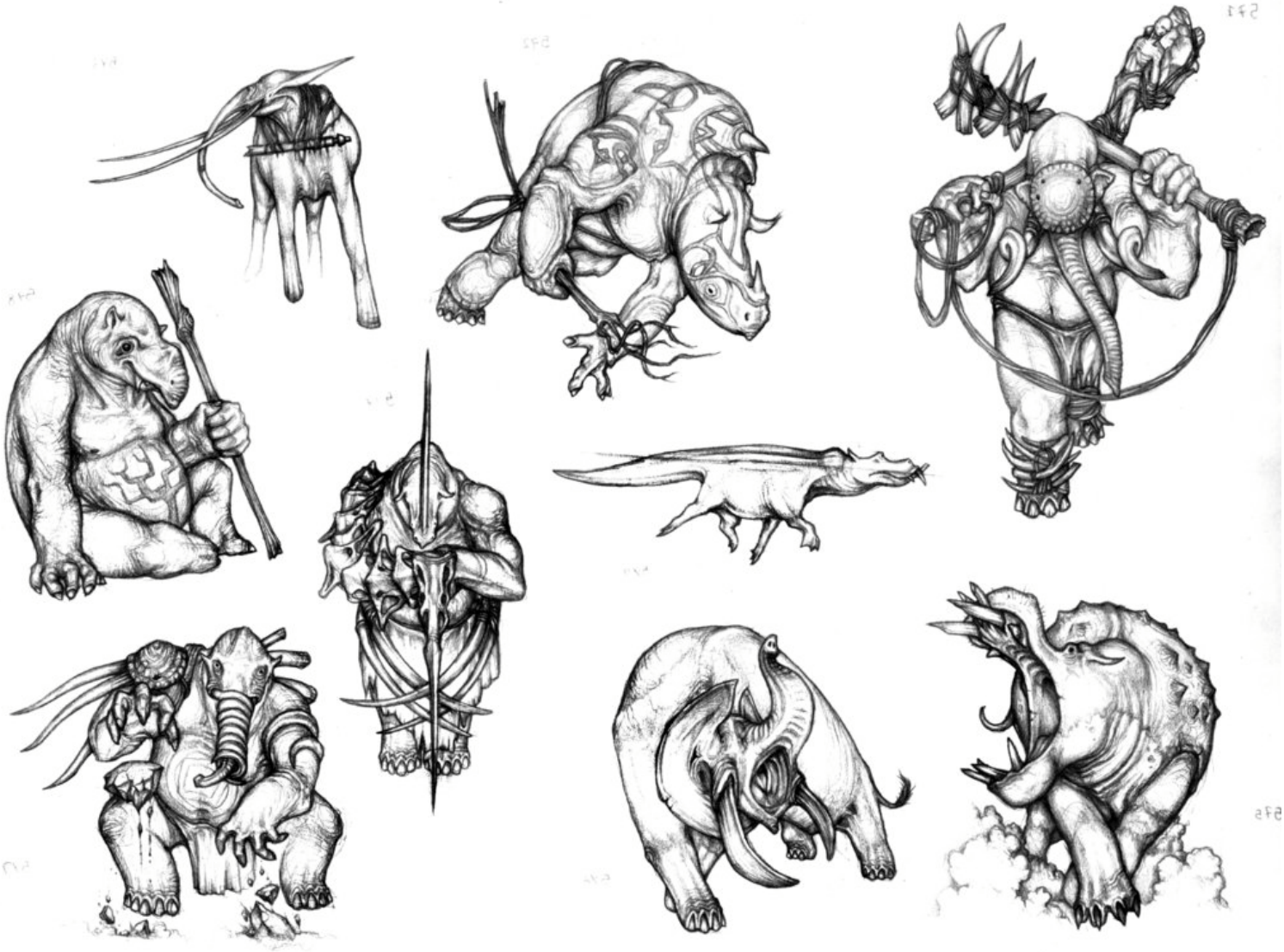

Rhynocks :



Il y a aussi beaucoup de métissages chez les rhynocks, ici un semi-goringe, et un semi-kushite.

**Vautibis :**

**Sagaies :**

**Temples aux fétiches :**



**Sorciers masqués :**

MICHAEL
COLLINS
2006

HELPING OTHER PEOPLE EVERYWHERE
HOPE



Wings of the Plague
Axe of the Beast
Spears of Death
Fish of shock
Talon of the Mantis
Bowed of Flames

www.cermakdesign.com

GHOULISH
PRODUCTIONS

ZOLTANMANYI.BLOGSPOT.COM

DEVON CADY-LEE 2008 COPYRIGHT TURBINE GAMES

www.Ravenseyestudios.com



**Champions :**

Lur Aeternia
Zepa Studios All rights reserved 2006


Image © Sacha Lefebvre 2009


Beyond Fantasy
ANIMA

GARN


http://emmil.deviantart.com



**KAMUIS :**

GADGET-BOT

Robert Simons


Robert Simons

**Focus psy :**

**Temples sauvages :**

MYST III
EXILE

http://edli.deviantart.com

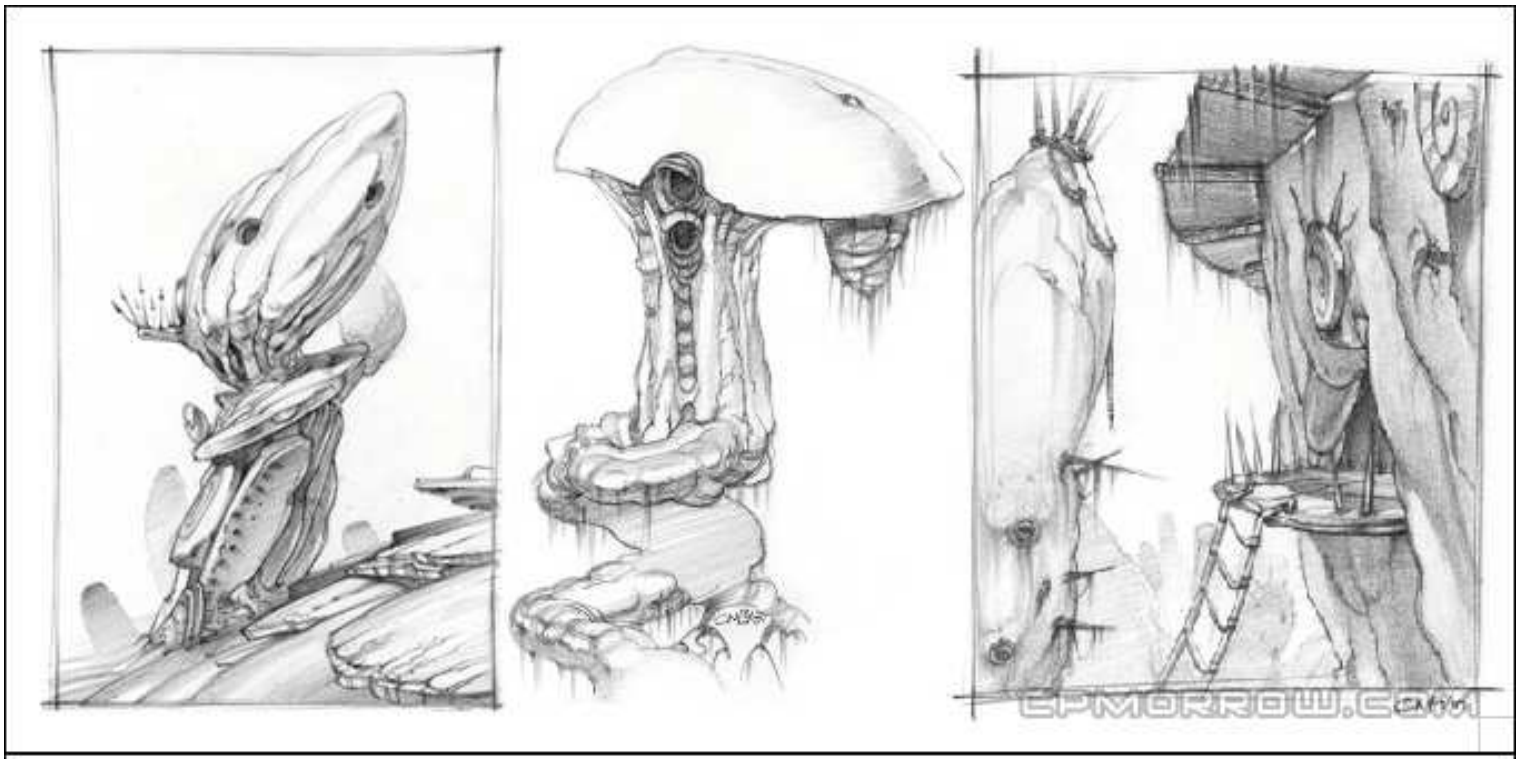
EPMORROW.COM


EPMORROW.COM





**Les bêtes sauvages :**

L’Octophant :

Le cynismo :

Les chevaux :

L’insectoïde amphibien :

Autres animaux :





Evla - The Savage Queen
© Sarah Baldwin 2007 http://tigereyetw.deviantart.com/

J.Ho
BootlegSketch.blogspot.com

Tamen.06

"THE BEAST"
Mayhew
© 2007 Steve Niles, Jeff Frank & Mike Mayhew
SAVAGE

www.brynnart.com

www.brynnart.com




www.brynnart.com

www.brynnart.com





BD Bros. Studios


©2010 Sony Online Entertainment
maniakart.com




CONAN
CONAN™ and © 2010 Conan Properties International LLC.

**La Montagne sacrée :**





clyne









**Polymorphes bestiaux :**

The branching filaments are covered in fine cilia which trap food particles with mucus which is carried down into the incurrent siphon & thus, the mouth.

## Stone-Boring 'Clam'
Family *Petraphaga*

The fleshy, semi-amorphose foot secretes acids that digest stone, allowing the 'clam' to creat tunnels in boulders & and stoney- surfaces.

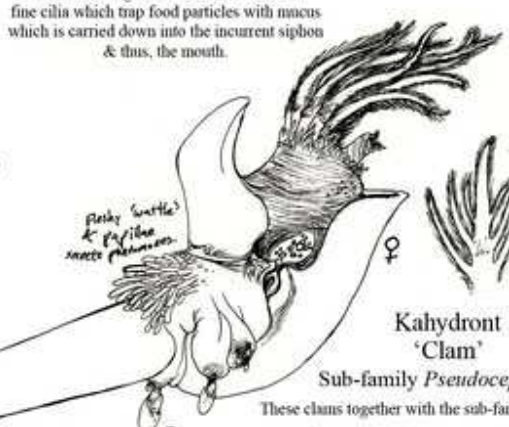

## Kahydront 'Clam'
Sub-family *Pseudocephalida*

These clams together with the sub-family *Arachnapoda*, create the super-family *Hapsigyna* ('to grasp a woman'; *Hapsis*= 'to grasp/grasping', *Gyne*='a woman')

Small, parasitic males are atracted to the females by pherimones secreted by from watlle & papilla.

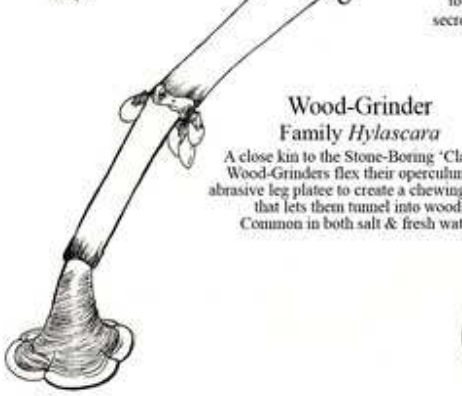

## Wood-Grinder
Family *Hylascara*

A close kin to the Stone-Boring 'Clams', Wood-Grinders flex their operculums & abrasive leg platee to create a chewing action that lets them tunnel into wood. Common in both salt & fresh water.

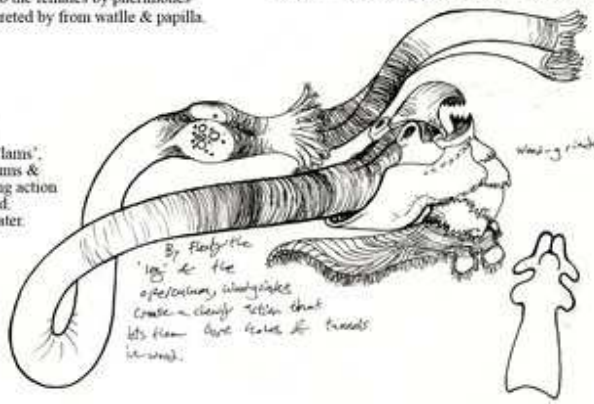

# 'Snits'
Bipedorhynchid 'picozoans'

The long proboscis houses a pouch/womb where the vermiform young are carried before being expelled through a mouth-like orifice located at its base, beneathe the eyes.

Strong, telestopic legs bear adhesive pads.

Snits technically aren't true picozoans, but rather compose a sister group.
They can range in size from a minuscule 2-4mm species found in social wike nests all the way to the 15.3 cm (about 6 inches) tall, recently discovered 'Giant Snit' native to an as yet unnamed island just northwest of Moss Trulaktylos. Most, however, are in the range of 1-8 cm tall (roughly between 1/2-3 inches).

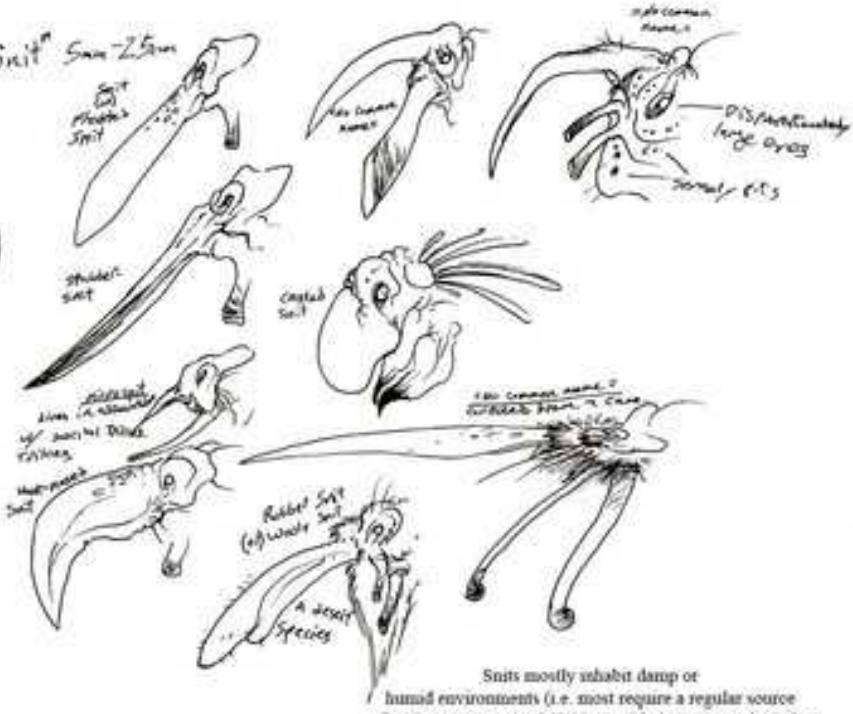

Snits mostly inhabit damp or humid environments (i.e. most require a regular source of moisture to survive.) Habitats with the greatest diversity of Snits include punacles, tropical foerstest, and sprog lands. Some species have become integrated into cosmopolitan wildlife, inhabiting cellars, addics, and kitchens, feeding on the small pests normally atracted to these locations.
One species is known to inhabit the lands surrounding desert oases (see the 'wooly snit' above).

Snits hunt a wide range of animals smaller than themselves: small trikes, picozoans, and the tiny young larger vertebrates.
All Snits known to date are predators.

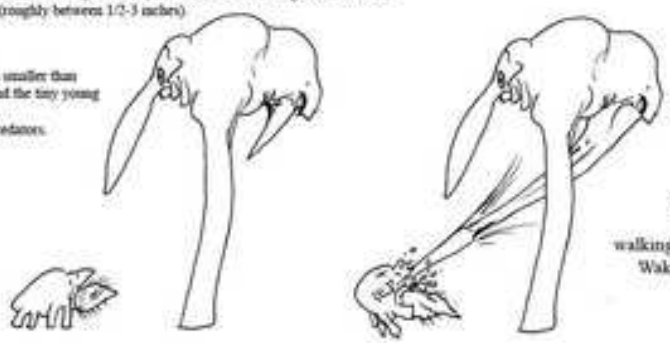

Snits hunt buy using their specially modified 4th pair of 'legs'. Thes modified toes end in sharp, horny spikes that are driven into potential prey by means of special hydrolic muscles.
Some snits can secrete an irritants similar to spider venom that can cause a rash-like swelling, but thankfully not snit is of lethal danger to humans.
This 'venom', common in some cosmopolitan species, has caused the term 'Snit' to be synonymous with someone who is *really* annoying (i.e. a 'pest'). House Snits sometimes have the misfortune of walking into people's beds at night during their travels in search of prey nocturnal pests. Waking up in the morning to find your body covered in itchy red welts is often an indicaor that you have snits in your home.

***Microhamartia sp.***

Troglobitic picothere from Black-Mouth Cave, one of a number of small cave systemslocated around Orolandic Aegean.

The 1st pair of limbs have become modifies to act as sensory organs, helping the blind animal precieve its pitch black world by means of touch.

This genera belongs to a very small family of picos that are unique in possessing a sing 'tooth' on it's evertable gastric sack.* This tooth 'hooks' prey so it may be drawn in and swallowed whole. Channels along the side suggect they may secrete a 'venom'.
*(Picotheres lack true 2nd 'heads' and as such consume food by everting part of their digestive tract, much like Earth's sea stars.)

Aqua-Chumbler
*(Barybolus idiocallos)*

# Mephistopheles (a.k.a. 'Mephisto', 'Earth Demon', 'Harvest Troll', 'Dirt Goblin, 'Soil Imp', or 'False Sprogophid')

## (*Georgiophobo osteopogon*)

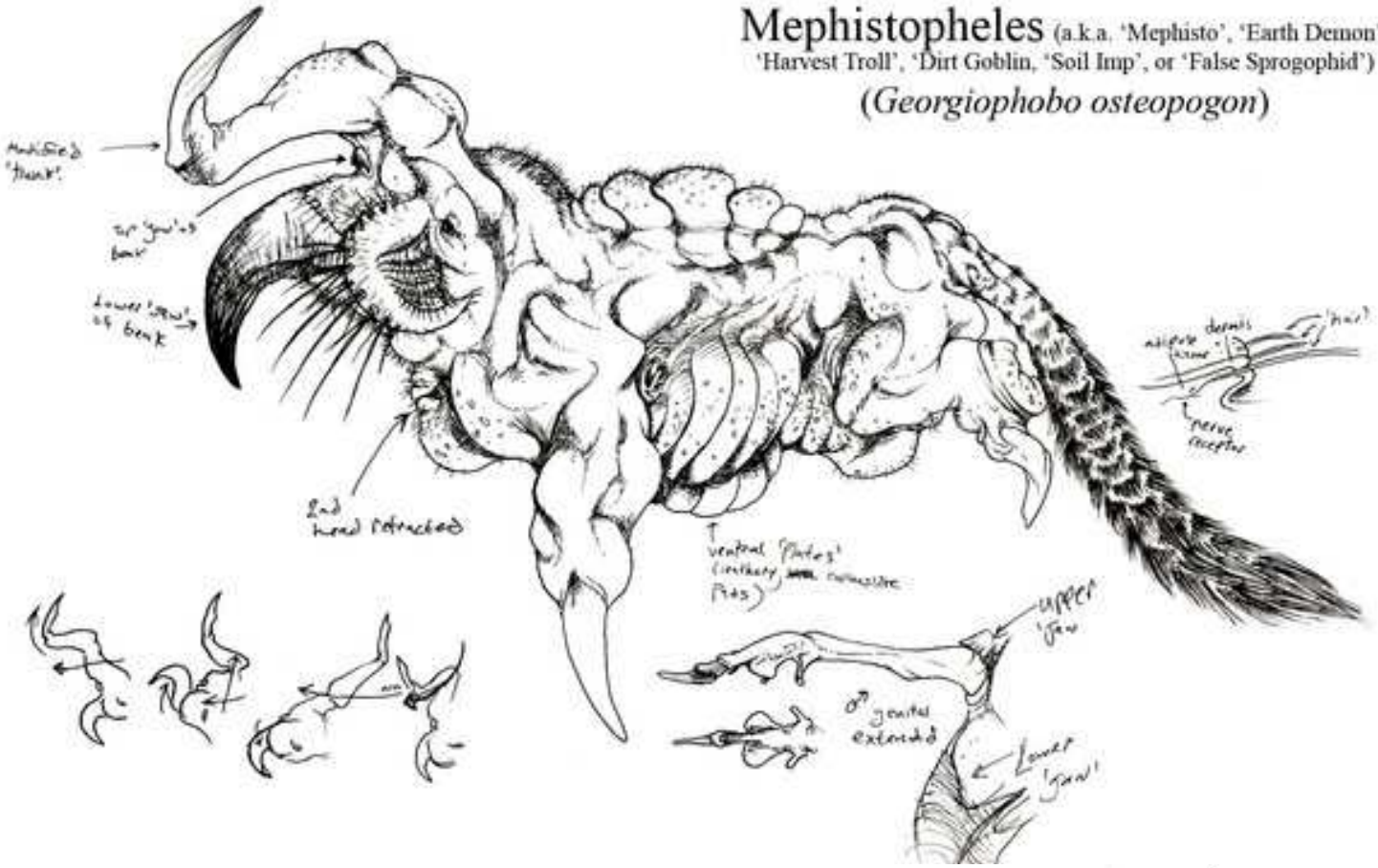


*an archetypal* **Aerosaur**

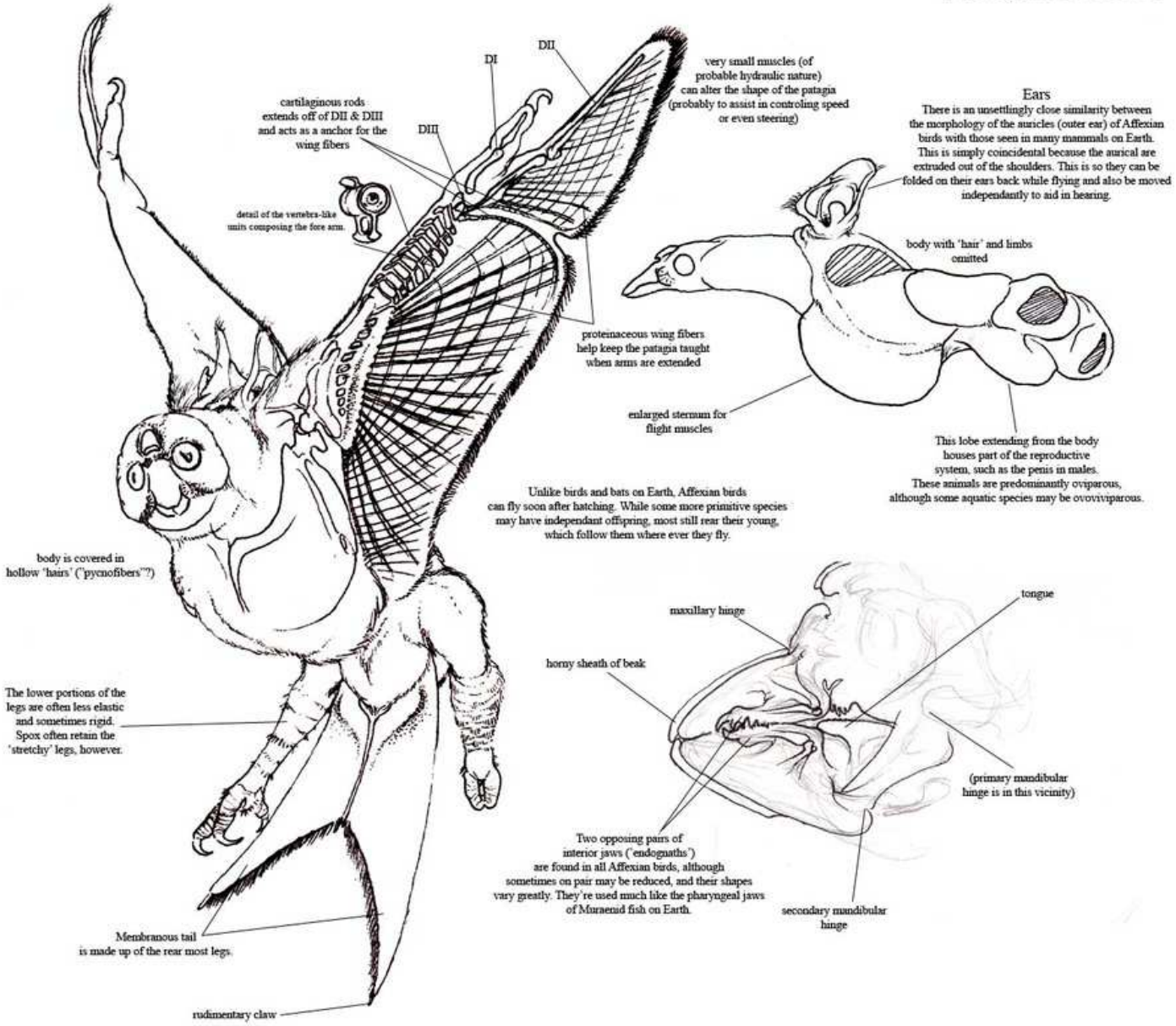

# *Pisces Affexia*

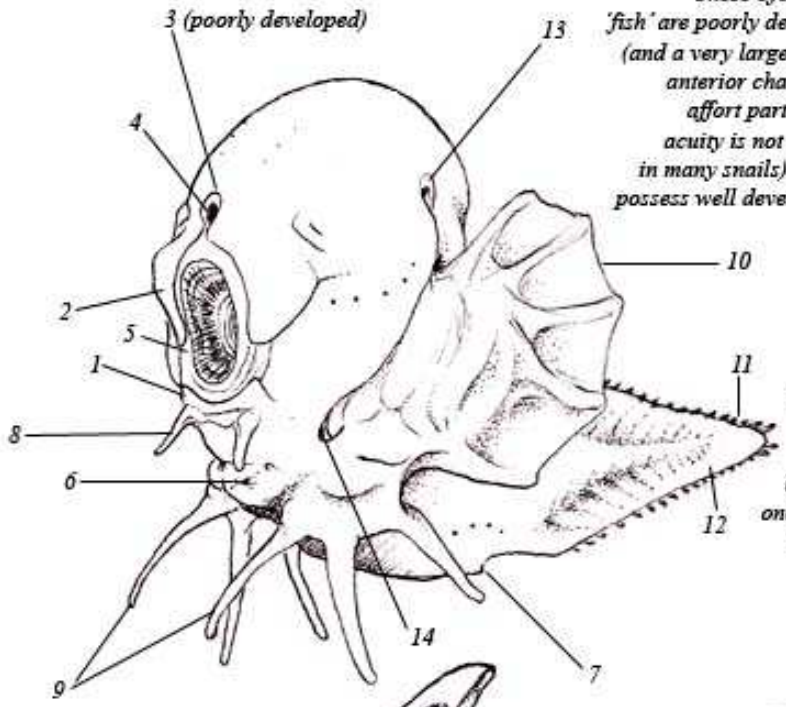


*These eyes in these anchovie-like 'fish' are poorly developed. While a lense does exist (and a very large one at that) there is not closed anterior chanber in the eye, it does not affort particularly good vision (it's acuity is not much better than that seen in many snails). This animal DOES however possess well developed neuromast-like receptors.*

*Pharyngeal slits are not present in all groups, as many, like the specimen below, seem to have secondarily lost them. Others are decendants of animals existing before their evolution and reperasent a sister group to the more advances lineages. The pharyngeal slit allows for the consolidation of food by the expulsion of water. This is important for animals like the one to the left which live by filtering plankton out with their mouths. This trait along with some others makes the animal to the left an interesting specimen, possessing both primitive and rather advanced traits.*

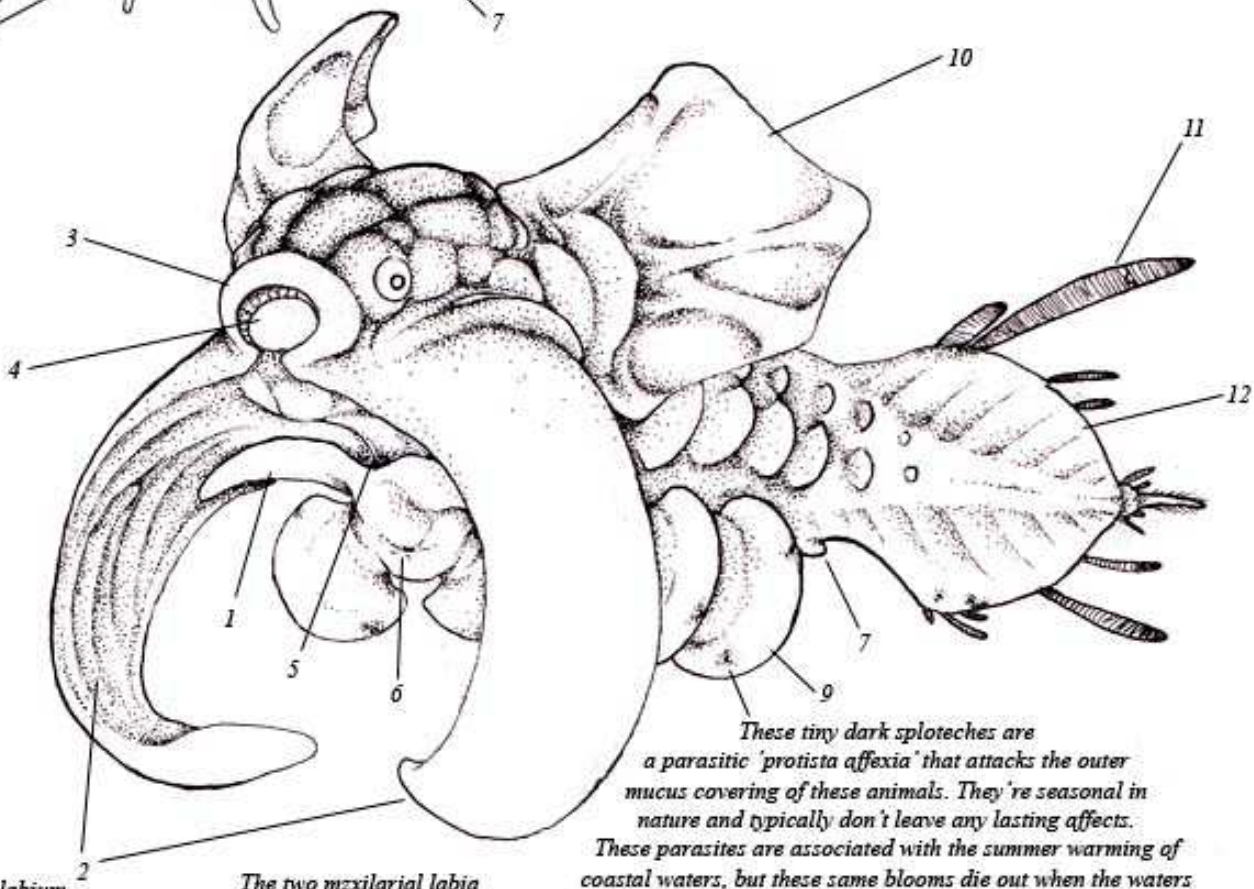


*These tiny dark sploteches are a parasitic 'protista affexia' that attacks the outer mucus covering of these animals. They're seasonal in nature and typically don't leave any lasting affects. These parasites are associated with the summer warming of coastal waters, but these same blooms die out when the waters cool again or the fish move into cool waters.*

*The two mzxilarial labia have hypertrophied into a pair of 'wings'. The inner surface of these are covered with ciliar and a thin layer of mucus to trap plankton. Secreted at the amerior margin of the labia, it is swept back along the inner surface until, laiden with prey, it is fed into the mouth (located under the mandibular labium).*

*1.) Mandibular labium*
*2.) Maxillary labia*
*3.) Nasal labium*
*4.) Nostril*
*5.) Mouth*
*6.) Gonopore*
*7.) Anus*
*8.) Labial cirrus*
*9.) Pedal cirri*
*10.) Pectoraly fins (formed by fusing on pedal cirri)*
*11.) Caudal setae*
*12.) Tail*
*13.) Spiracle (water having entered nostril exits through here; unique to 'fish')*
*14.) Pharyngeal slit (formed from the extention of the spiracle down into the pharyngeal wall; cells fuse early in developemnt to sepparate these openings internall; exidence in bones)*

*Jonas Insinga*
*05/27/2010*

## Domestic Matod
*(Chryselephas phenethnos)*
*Gr. "(The) golden elephant (that) carries civilization"*

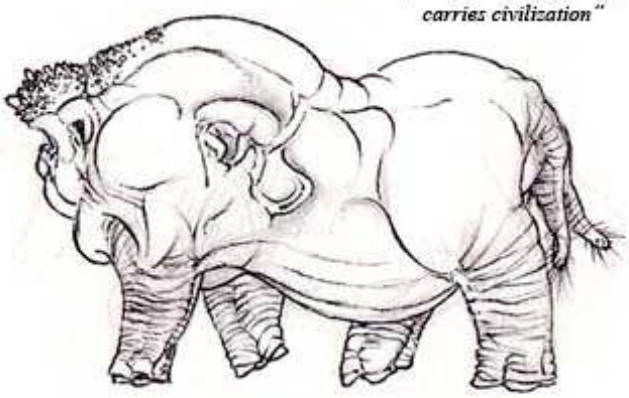

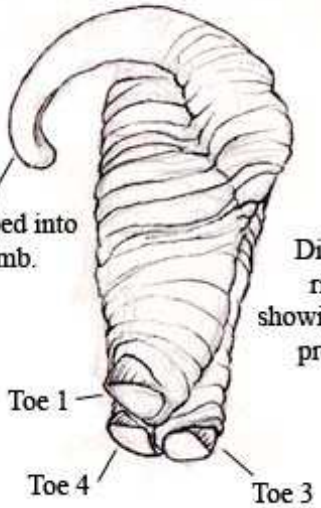


Diagram of the right foreleg showing the modified prehensile toe.

## *Agidian 'Mole'*
*(Allotriallus valeres)*

*Grk., 'Strange sausage that is strongly built'; refers to the shape and strong musculature*

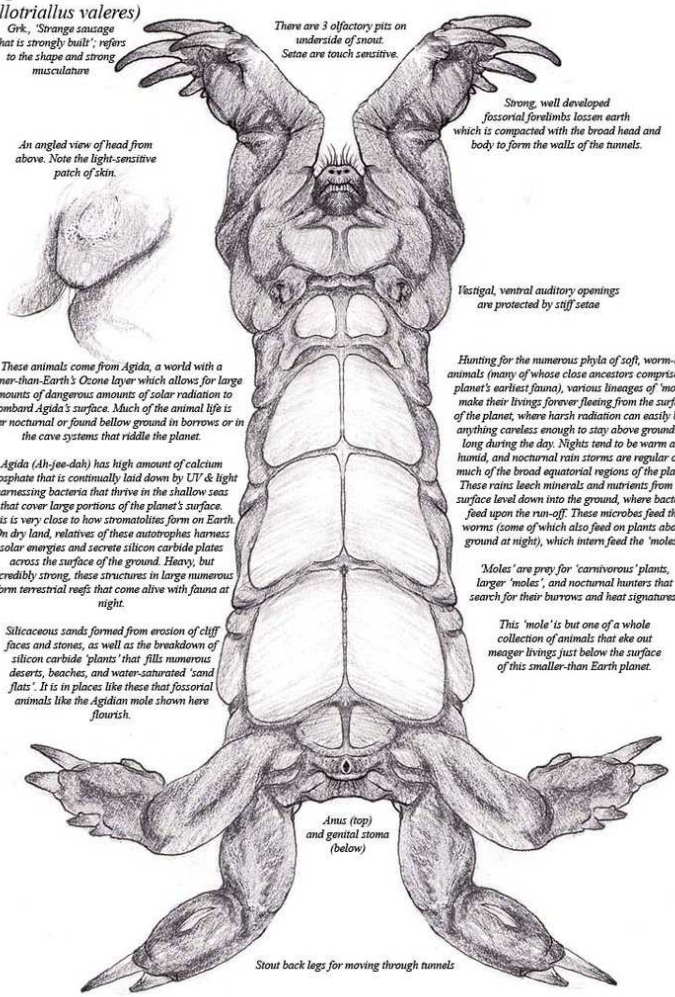


*These animals come from Agida, a world with a thinner-than-Earth's Ozone layer which allows for large amounts of dangerous amounts of solar radiation to bombard Agida's surface. Much of the animal life is either nocturnal or found bellow ground in borrows or in the cave systems that riddle the planet.*

*Agida (Ah-jee-dah) has high amount of calcium phosphate that is continually laid down by UV & light harnessing bacteria that thrive in the shallow seas that cover large portions of the planet's surface. This is very close to how stromatolites form on Earth. On dry land, relatives of these autotrophes harness solar energies and secrete silicon carbide plates across the surface of the ground. Heavy, but incredibly strong, these structures in large numerous form terrestrial reefs that come alive with fauna at night.*

*Siliceaceous sands formed from erosion of cliff faces and stones, as well as the breakdown of silicon carbide 'plants' that fills numerous deserts, beaches, and water-saturated 'sand flats'. It is in places like these that fossorial animals like the Agidian mole shown here flourish.*

*Hunting for the numerous phyla of soft, worm-like animals (many of whose close ancestors comprised the planet's earliest fauna), various lineages of 'moles' make their livings forever fleeing from the surface of the planet, where harsh radiation can easily burn anything careless enough to stay above ground too long during the day. Nights tend to be warm and humid, and nocturnal rain storms are regular over much of the broad equatorial regions of the planet. These rains leech minerals and nutrients from the surface level down into the ground, where bacteria feed upon the run-off. These microbes feed the worms (some of which also feed on plants above ground at night), which intern feed the 'moles'.*

*'Moles' are prey for 'carnivorous' plants, larger 'moles', and nocturnal hunters that search for their burrows and heat signatures.*

*This 'mole' is but one of a whole collection of animals that eke out meager livings just below the surface of this smaller-than Earth planet.*

*Jonas Insinga*
*04/12/2010*

## *an archetypal Polylobate*

*These animals comprise some of Affex's largest herbivores, Such as the Runk and Lensang, as well as its oldest extant megafauna. A sister group to the extant terrestrial polylobates (or possibly to all three extant terrestrial classes) returned to the water and has become prevalent globally in all of Affex's seas.*

*Polylobates are unique in a number of ways. Among them is the possession of two pairs of rather differently structured eyes. One pair is large and oriented upwards. It can destinguish visible colors, but is far sighted and has weak focusing capabilites. This set is used to find food in the 'trees'.*

*The pedal organs have become bifurcated into two sepporate organs. A single muscular, hydraulic arm extends above each 'foot'. Developed from a single tube foot & its associated ampulary support, these arms work much like an elephant's trunk, serving to gather food as defence (one visiting student once captured on tape a juvenile Fran being lifted up and thrown over a Lensang's back, much to it's mother's trauma.) These tend to be reduced to only 1-3 pairs in advanced extant animals, although some retail caudal arms for deffence and as rear sensory structures (cerci).*

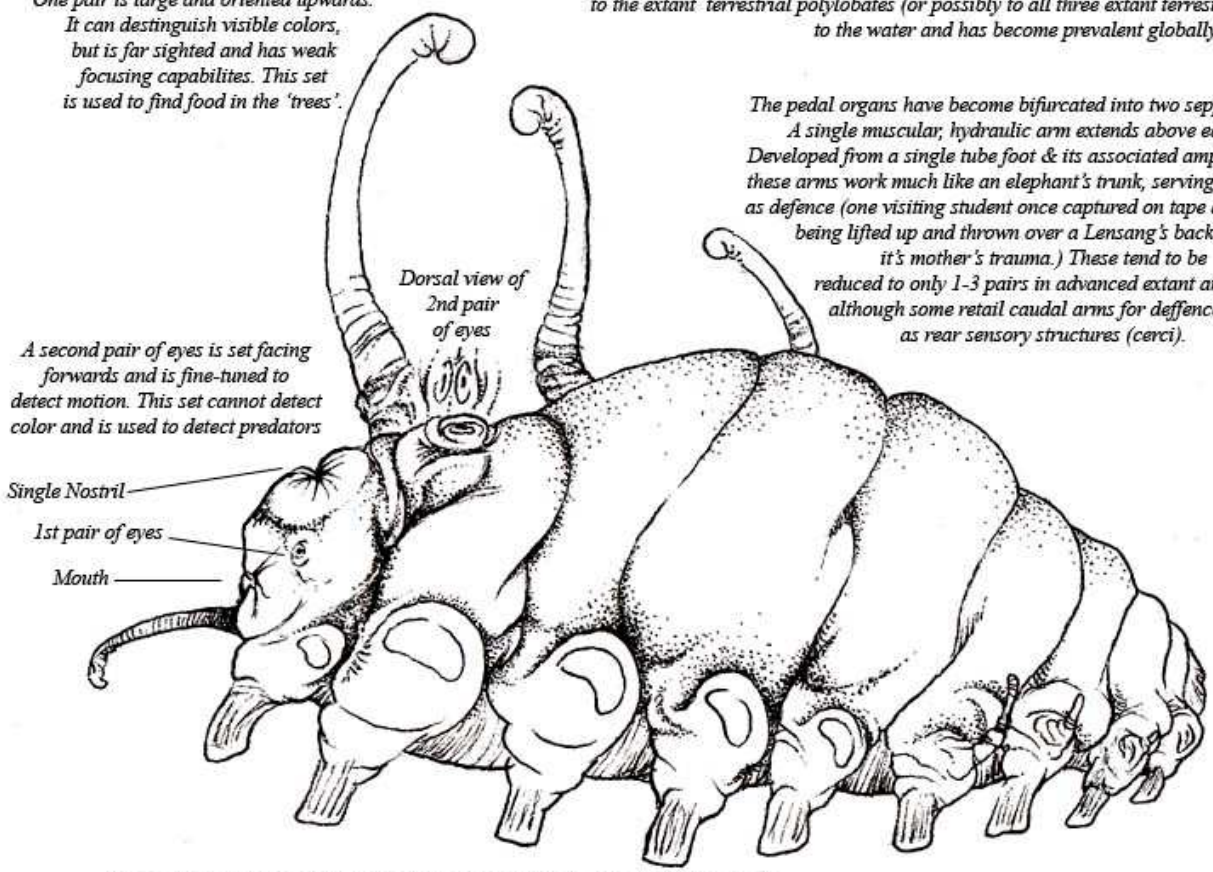


*In association with each arm is a stout, cylindrical collumn of tubular muscles equiped with gripping pads. these 'feet' are the fusion of the entire pedal apparatus of the archetypal Rametosaur.*

*Many of the large arms on the side facing the viewer have been omitted for visual clarity.*

# Agamarin

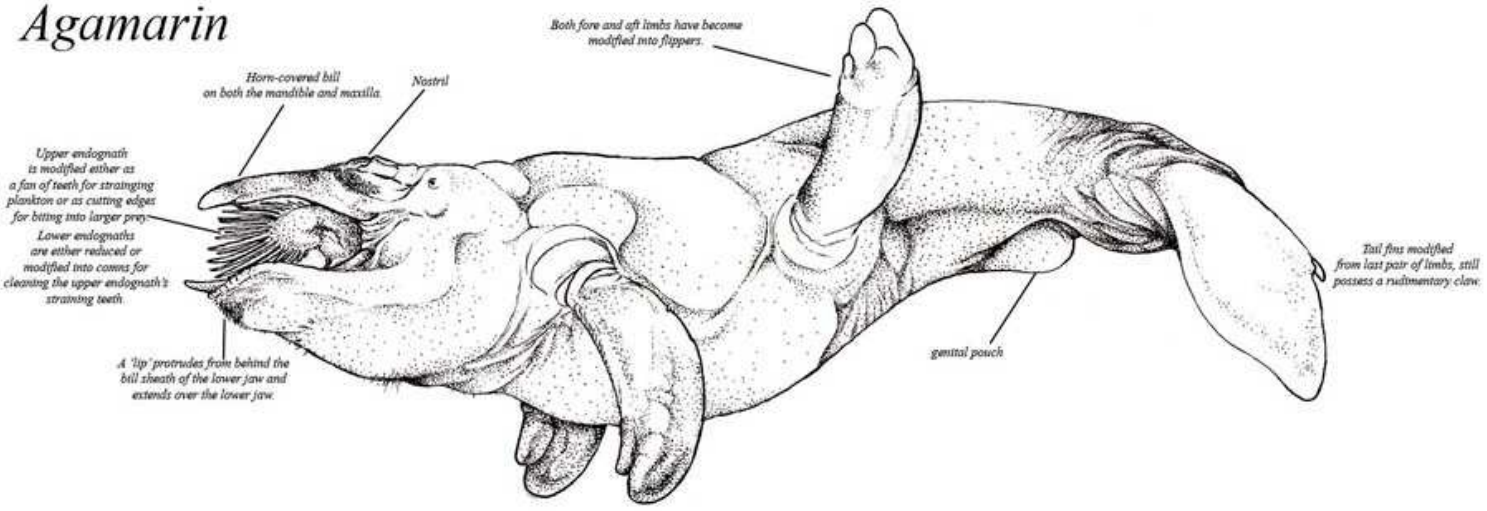


## an archetypal *Octolobate*

*These animals, while not diverse as the Tetralobates or the paraphyletic polylobates, include some of Affex's most unique fauna.*

*Claws aid in gripping, however their formation and growth are not yet understood.*

*Forearms, as in all 'vertebrates' are retractile due to the nature of their hydraulic musculature. Internal structures can be stiffened to add additional support, or softened to allow the limb to contract. The nature of these structures (which as of now are speculated to be derived from ancestral hydrovascular organs) need further evaluation before further insight can be given.*

*Displayed here is one of a group of animals all labeled (by humans) as "Simianus elasticus" which translates to "elastic monkey", describing the primate-like nature of these animals and their contractile limbs which aid in their arborial life styles.*

*The auricles ears in this species are well developed and can are slightly flexible to aid in hearing sounds from different directions. The inner ears and external auricles of Octolobates and Tetralobates are both derived from the spiracles once found on segments 2a&b as well as the surounding tissues. This supports the notion of a close common ancestory between these two bauplans from a common polylobate ancestor.*

*Lateral portrait of head*

*Weekly developed I.R. pits. Some <flora> produce <fruit> that have a different heat signature than the rest of the parent <plant> (either as a signal to animals to aid in <seed> dispersal or as a byproduct of metabolic activity by the <plant>. Much of this it is is still under investigation.)*

*Opening of genital pouch*

*The enlarged anterior most and posterior most limbs aid in movement through the canopy, while the more gracile 2nd and 3rd limb pairs aid in manipulation of the food and objects.*

*'Knees' can bend in either direction.*

*Ramets have degenerated and fused into a single animal incapable of existing without all its base components. The ramets are little more than bodyparts to the whole colony.*

*an archetypal* **Tetralobate**

*These animals comprise some of Affex's most advanced predators, such as the notorious Frans. Other forms exist that are opportunistic herbivores, competing with the more archaic polylobates. These are mainly animals built for speed.*

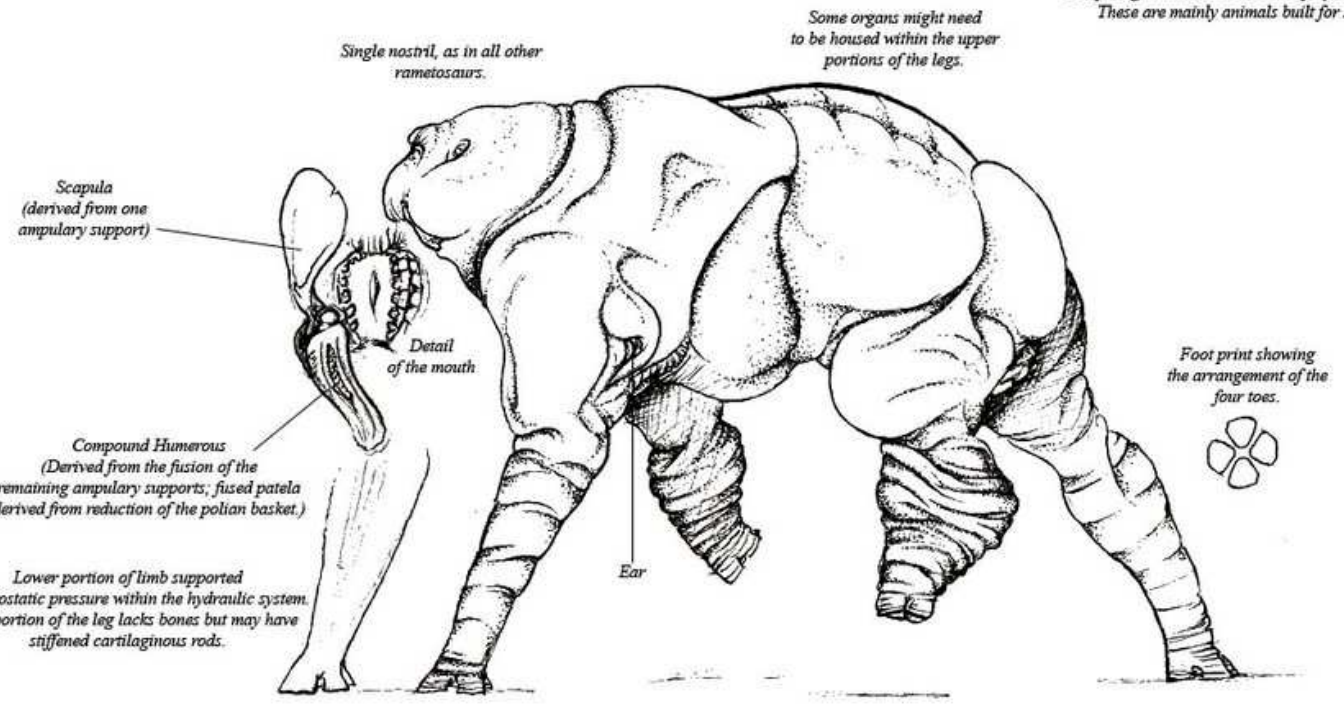


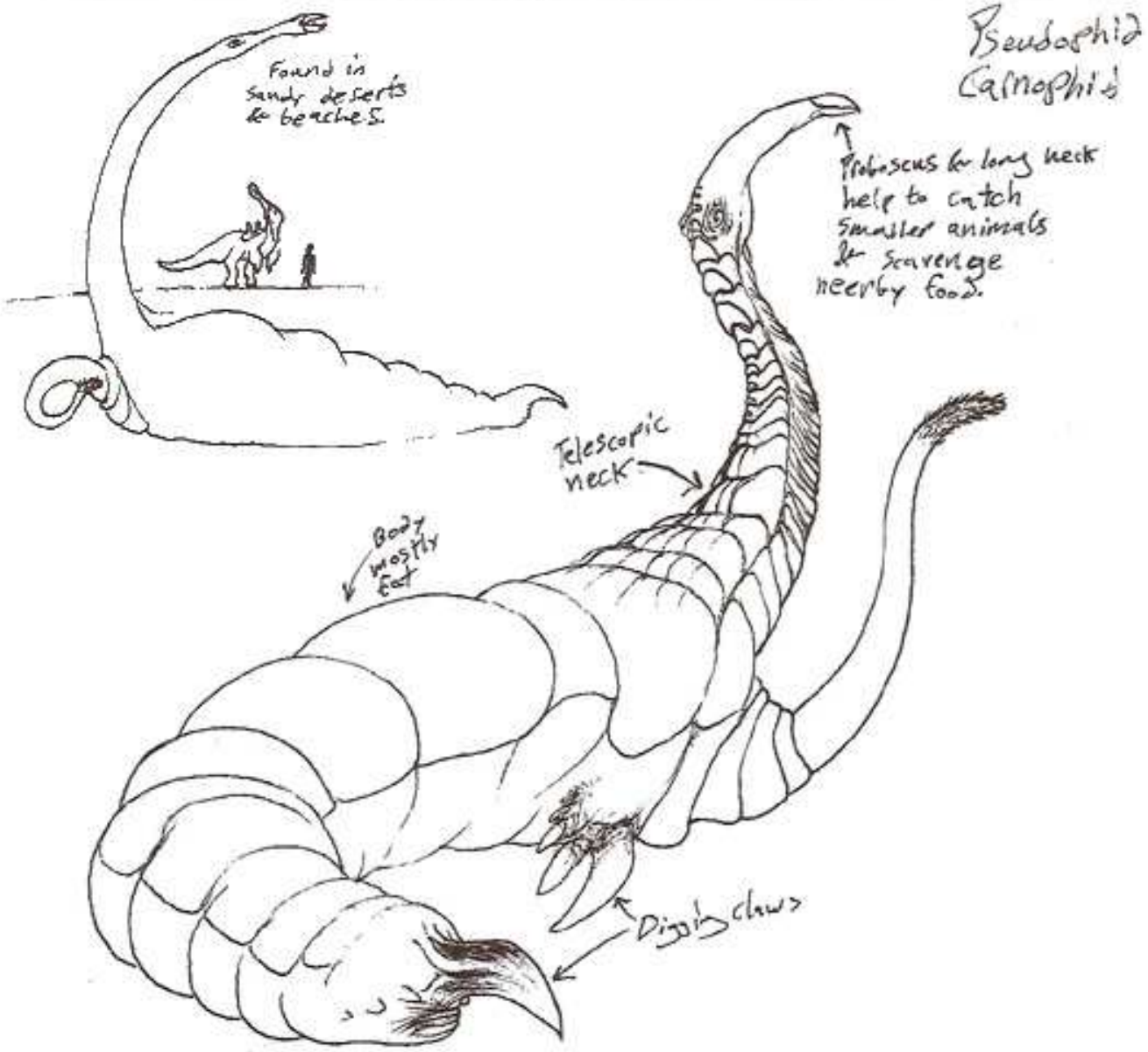

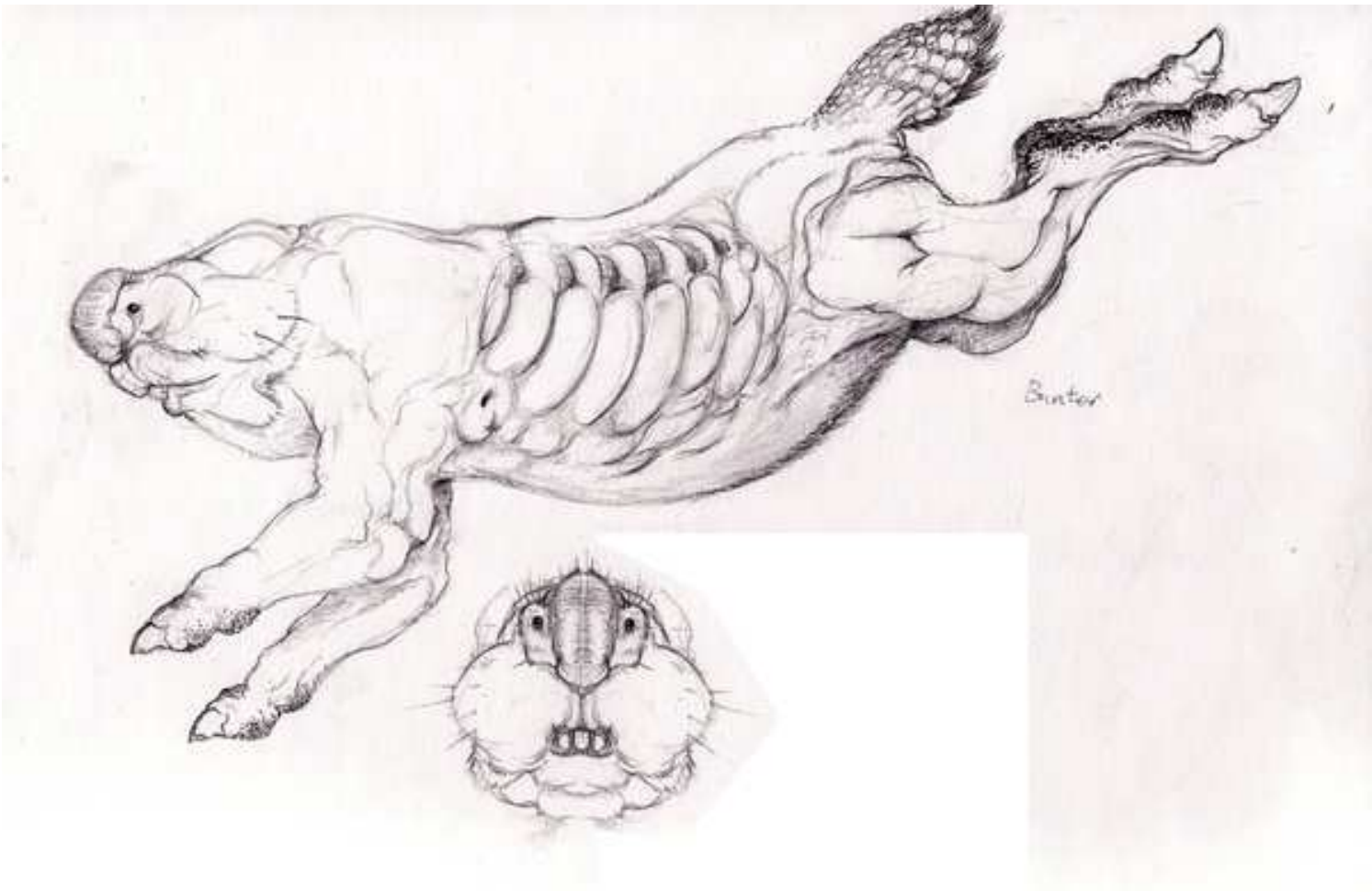
Bunter

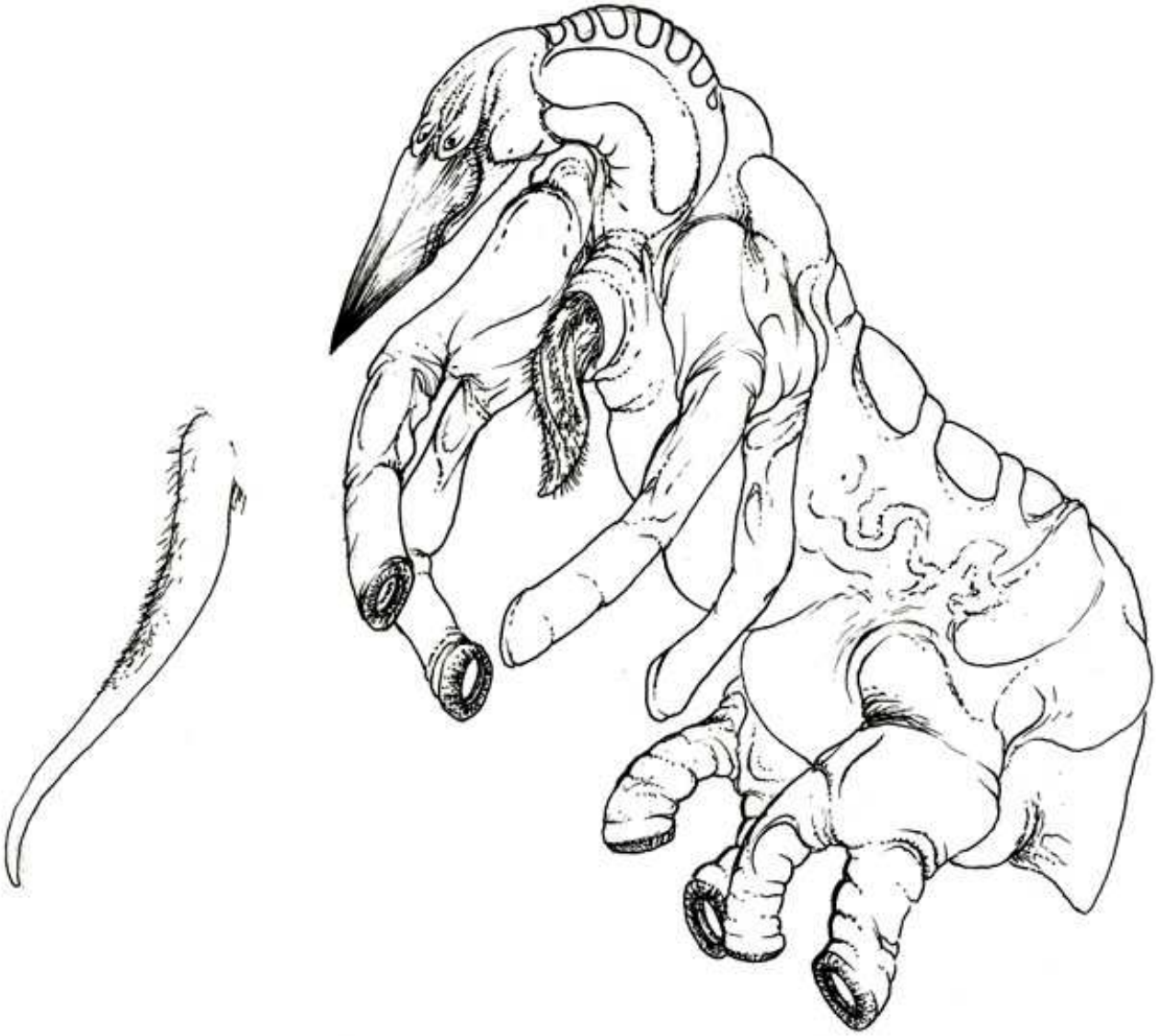

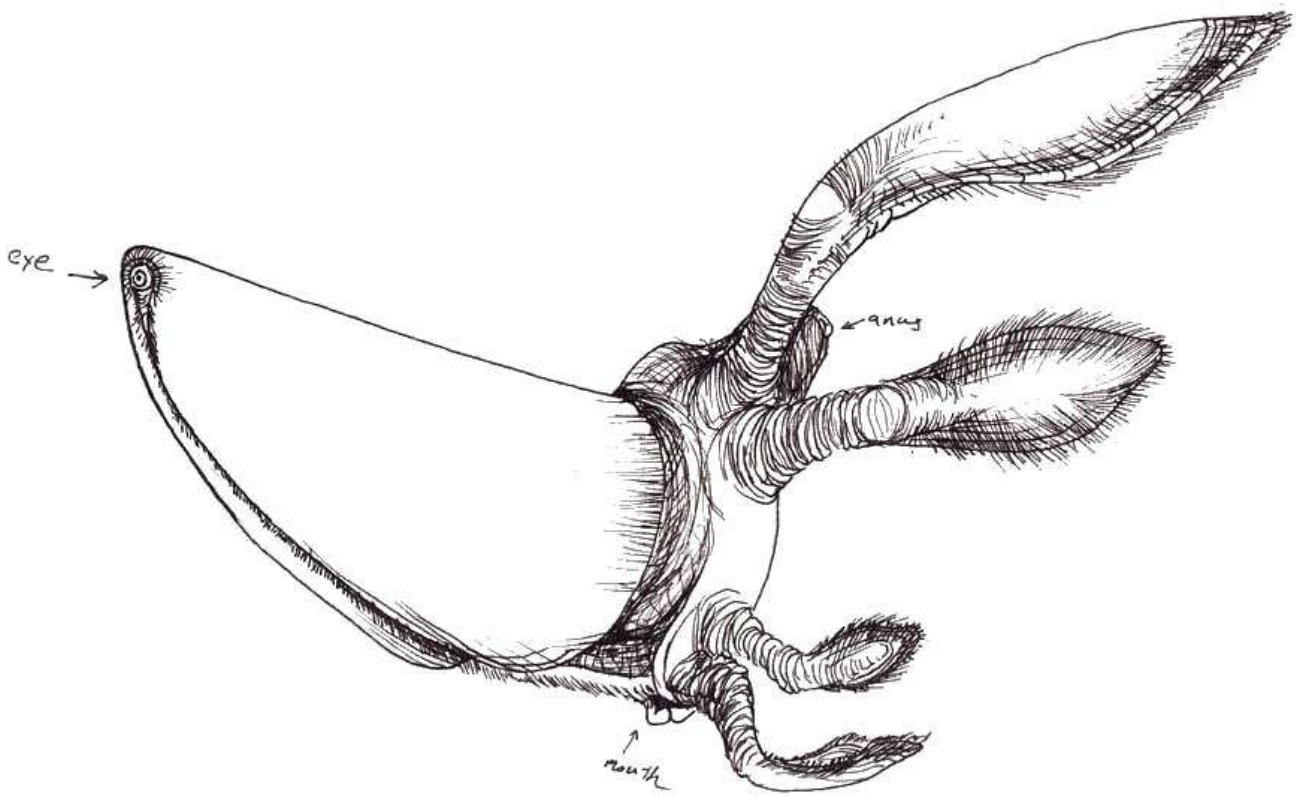
eye
anus
mouth

2nd head is internalized into 1st head
Apophis's
♂
♀
Alternative foot design

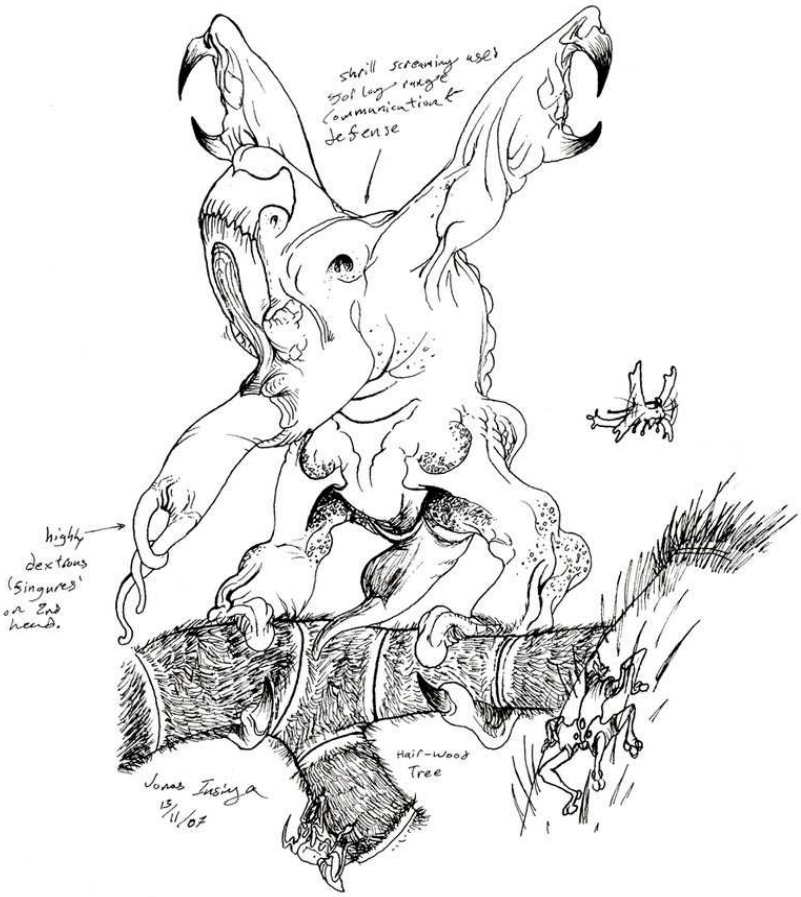


Forest Screamer
*Phemarexis sp.*
(*Pheme*='voice', *Rexis*='bursting/rupturing')

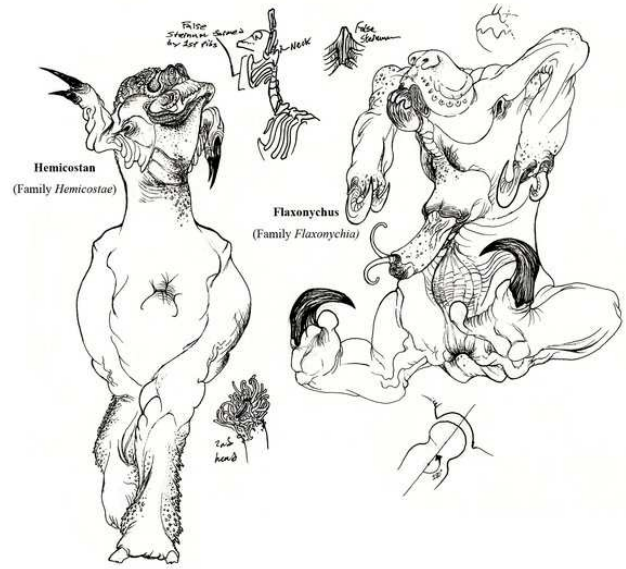

# *Nander* *(extinct)*

*While never actually numerous in their number of representatives, nanders were considered to be rather successful, species covering a range of sizes and habitat preferences. By the time the Ratzel had become expanding their civilizations, the nanders as a group had already dwindled to just a small handful of representatives, most of whom had low rates of maturation. The last species to have died out was a semidomesticated animal that was whiped out along with the culture that bred it.*

*Eyes are set further back on the skull and pointed away for one another, much like a rabbit's eyes, to give a wide, panoramic view to aid in spotting danger.*

*Animals with long forearms often also had short faces, since they didn't need to reach the food with withe mouths.*

*Some of these animals were in many ways much like goats, feeding not just on a broad range of 'woody' plants but also on many parts of the plant, from the chitinous bark to the tough branch tips.*

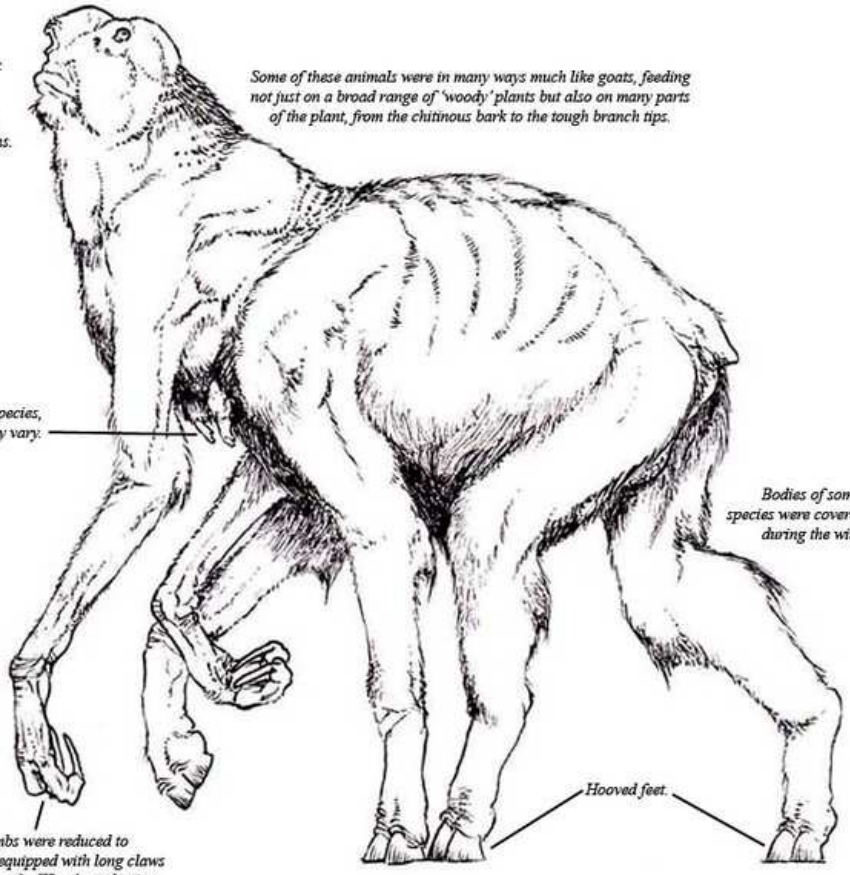

*Secondary arms are vestigal in all species, though the level of degeneration may vary.*

*Bodies of some temporate species were covered in a thick wool during the winter months.*

*Some, like the one show, had slender, elongate fore arms used to pull down high vegetation or fruit, adaptations not seen on earth in a large, non-arboreal animal since the chalicotheres and giant ground sloths.*

*Hooved feet.*

*The digits of the first pair of limbs were reduced to just two in advanced lineages, often equipped with long claws that were modified to suit various needs. Why the reduction in digits is not known.*

Males will use their 'shoulder' horns to ram into one another. Both sexes have horns, which are also used in defense.

Lensang and other lower rametosaurs produce offspring whom can fend for themselves. Young are born without a horn, but as they grow, an envagination of their skin developes in the region behind the head. at a certain point, a localized rise in blood pressure forces this pocket to be turned inside-out, forming a soft, balloon-like tentacle. This quickly thicken to form the rigid weapon seen in adults. While there is no bone inside of the horn, it is bound to the vertebral collumn through connective tissue which ossifies during early adult hood. This sort of physical development is not seen an any of the higher rametosaurs with horns.

Size comparison with an average american adult male (5'9") In size, females (depicted) are the larger of the two sexes in lensang, though males have longer horns.

Lensang are browsers on tough, chitinous vegetation. microbial organisms in the gut digest the tough chitin, providing, among other things, nitrogen their host for use in production of protiens. This mutualism is seen in virtually all Affexian herbivores.

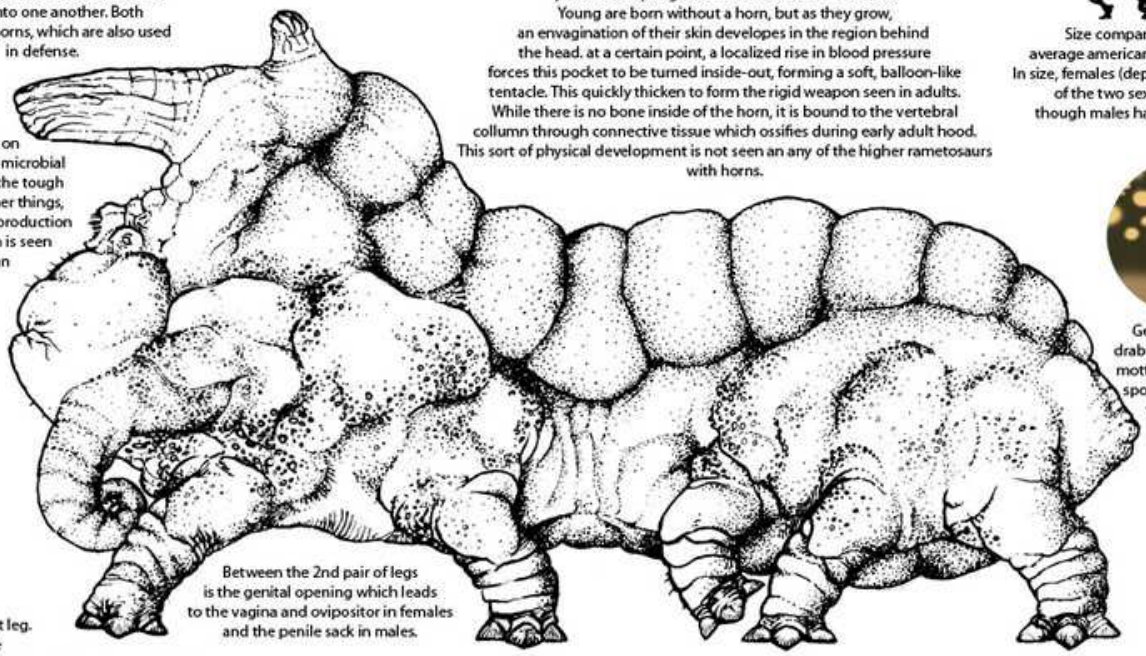



General coloration: drab ovile dorsal surface mottled w/ sand-yellow spotting. Light brown ventral surface.

Detail of the end of the 1st leg. Note the hooves have been reduced for grasping

The 1st pair of limbs in lensang are modified for grasping food and for communication.

Between the 2nd pair of legs is the genital opening which leads to the vagina and ovipositor in females and the penile sack in males.

In Otophorans, the 1st pair of limbs have been repurposed as ears, with the bones that would have used in controling the lower portion of the limb being reduced to forms similar to those in the mammalian inner ear.

Pre-Otophoran Rametosaurs 'hear' by detecting vibrations through their feet. Calls made are 'heard' through vibrations sent down the legs of the caller and picked up through the ground. Suffice to say, the more primitive the group of animals, the more likely they are to be incapable of making sound, or do so infrequently.

Feet of early Otophorans and archipodians are radially symmetrical, with a toe pointing in one of four directions. An interesting note: Heels are a derived feature. All archipodians are essentially digigrade, though not all have hooves as in Lensang.

999


1000


1001

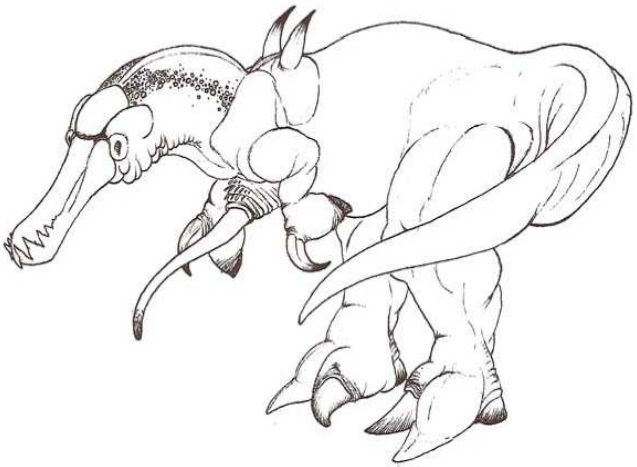

## Polar-Saw (Prosopolepida spp.)

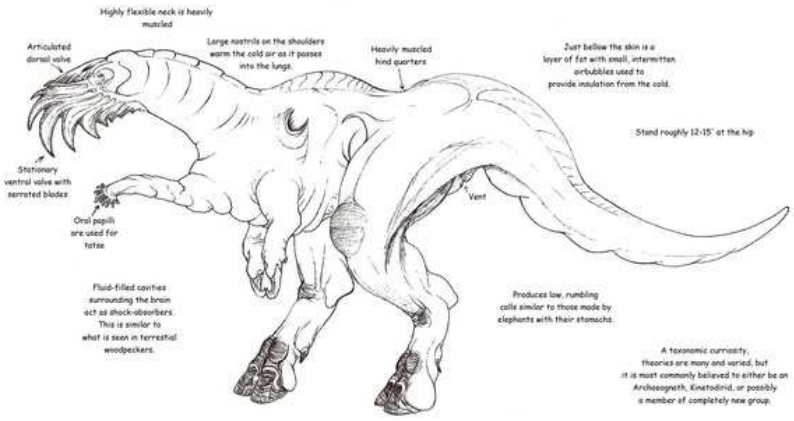


# Pinnacle Bat

## (Subfamily *Pteramusidae*)

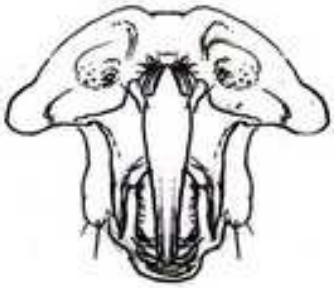

The horn of the genital trunk & the mandible of the 1st head are modified for stabing prey.

Pinnacle bats all sport well developed patagia (gliding membranes).

A feature unique to Pinnacle bats & their relatives, the Shimmiers, is that the dermal flaps, or scales, are very small & reduced, very small, reduced dermal flaps, or scales, which are almost completely obscured by the thick, densly packed hair growing from them.

# Various new species of Picozoans (Picotheres)

by Jonas Insinga

### 'Black Seed Pico'

This small, 5 mm picozoan is associated with the droppings of hard herbivores.

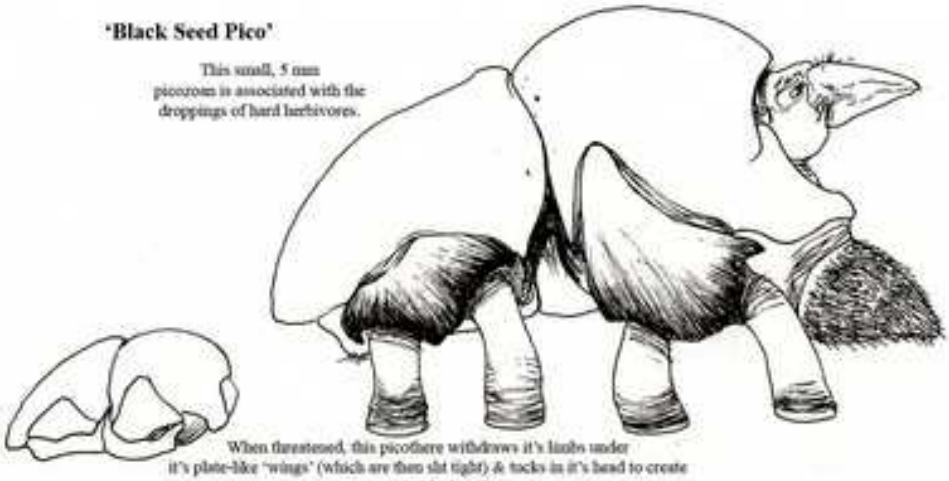

When threatened, this picothere withdraws it's limbs under it's plate-like 'wings' (which are then slit tight) & tucks in it's head to create a smooth, black pellet.

### 'Scarab'

This large pidothere reaches a size of just under an inch. It is found in sproglands & it's diet at this time is still a mystery.

The 4th pair of 'legs' of this picothere have been modified into bristly cerci that can detect air currents and possible threats from behind.

When threatened, the 'scarab' tucks its legs up against its body, clamps down onto what ever substrate it's one using it's sucker-like 'feet', & extends a retractible plate (a bit like the hood on a convertable) to protect its head & thus forming an armored dome.

This miniscule, 1mm bright green picothere was resenctly found living in the leaf-litter covering the forest floor of a pinnacle.

The purpose of it's feathery growths are still unknown, but they may aid in predator defence, or in wind-born passive distribution.

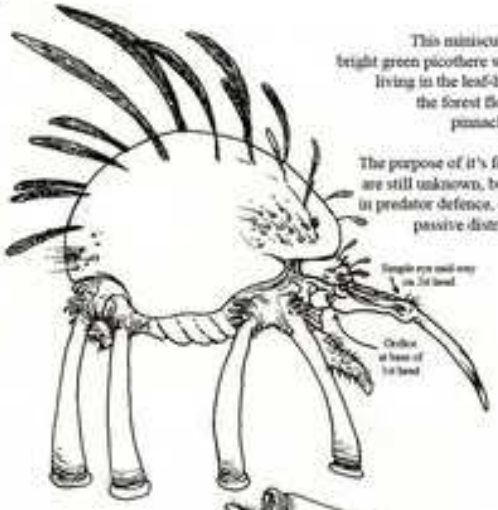

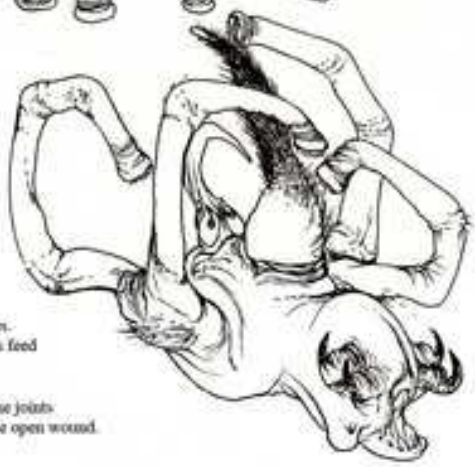

Several species of this as yet unnamed picotheres have been found parasitizing various species of trikes. Their young are soil-dwelling saprophites, but the adults feed the body fluids of these mobile food-sources.

They feed by cutting through the thin layers of cuticle at the joints and inserting an extension of their digestive tracts directly into the open wound.

# Tree Boring Carnophid

(idea by Rodlox)

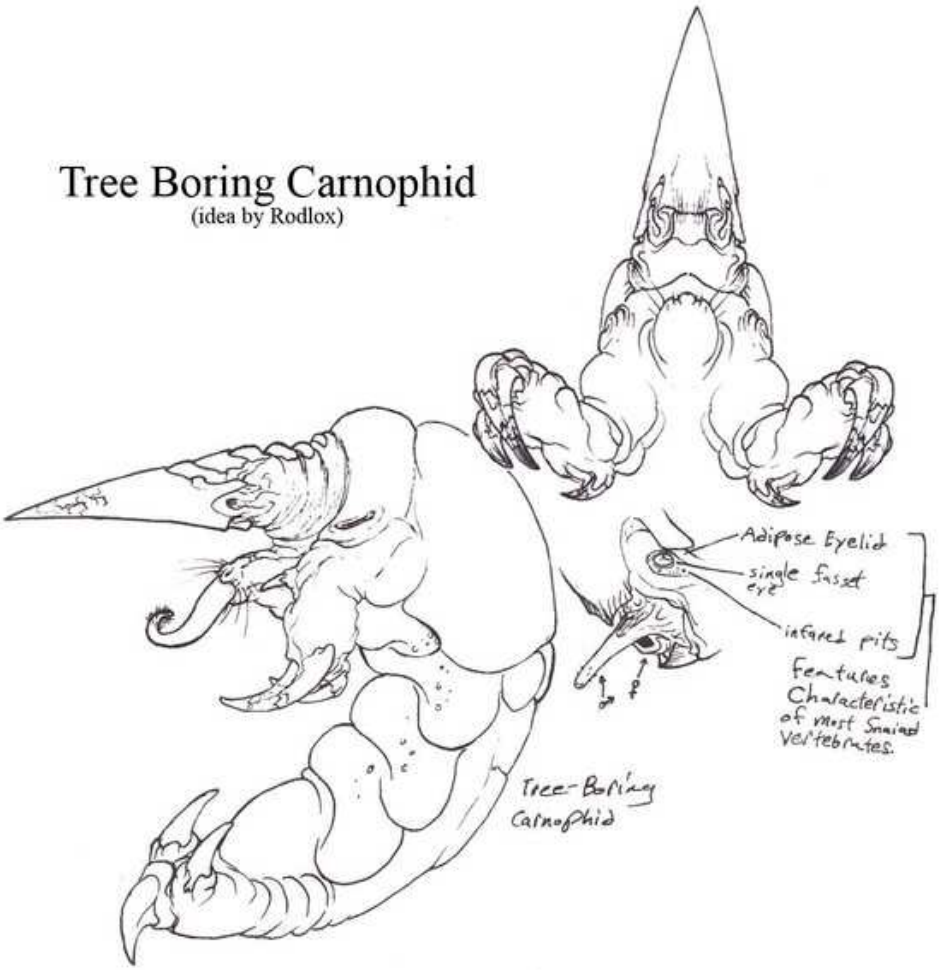


# Common Shimmier

*(Caryophagus vulgaris)*

Very long, slender limbs are hall-marks of an arboreal lifestyle or ancestry (in members that may no live in trees).

The trunk-horn of most Shimmiers is actually immobile & fused at either side with the skull. This structure is makes it quite usefull for removing bark & soft wood to reach foods within trees or to excavate nests in dead trunks.

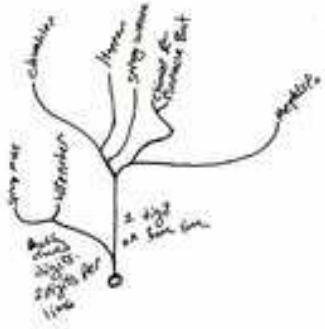

Scales running along the underside of the tail give it traction on vertical surfaces, acting like a prop, or a 3rd leg, much like the tail of a woodpecker.

What are hooves in more ground-dwelling members are claws in more arboreal animals. This Common Shimmier, found in the forests & surounding environments of both the Divider Alps and the Azonic Peaks, is transitional, spending equal time on the ground and in the trees.

130
131
132
133
134
135
136

# Sprog Hopper
(*Microsaltictis dipoda*)

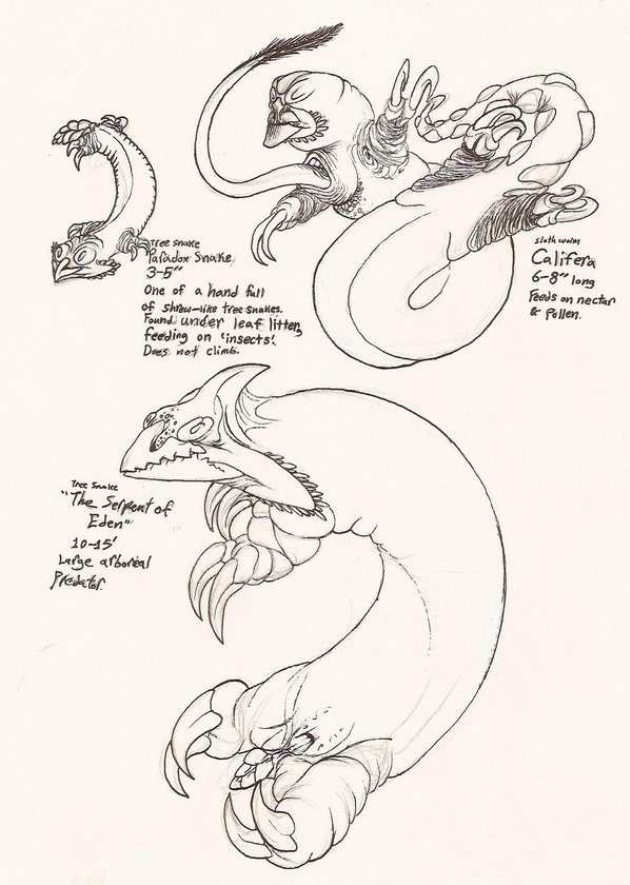


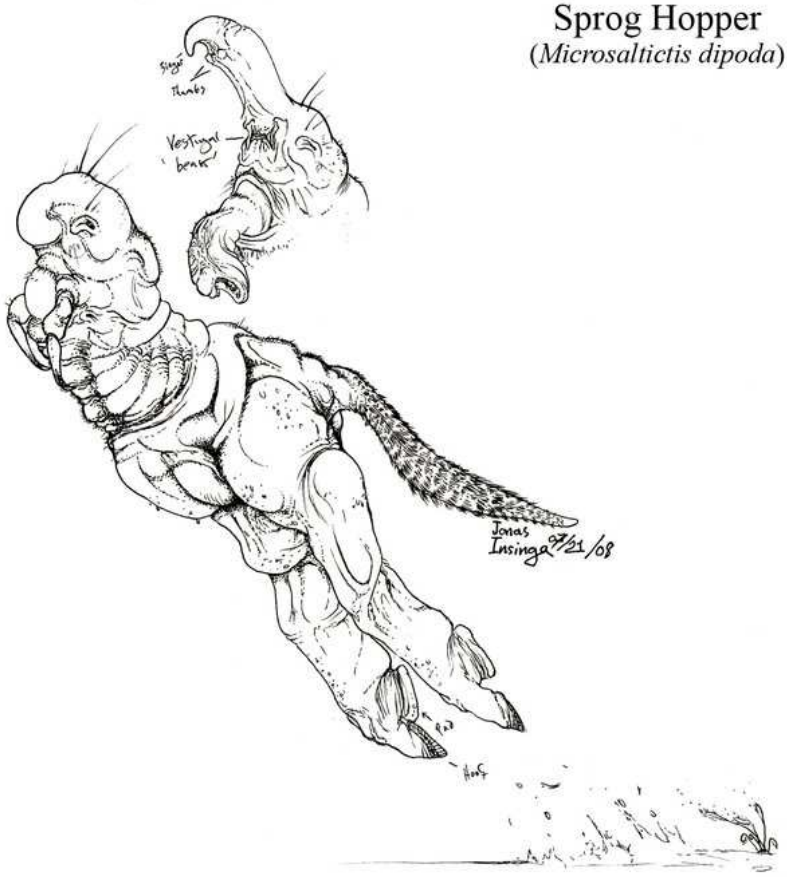


# ***Fat-asps*** *(Sub-order? Tachyrheida)*

*"Tachyrheida" = 'to flow quickly', after the appearance of these animals as they move across the ground.*

*Hardened fangs inject debilitating, paralytic venoms into prey. Derived from pedal glands used in locamotion in other, more primitive polylobates.*

*Rasping teeth used to shread and rasp flesh from prey after the venom has paralyzed it.*

*Opening of genital pouch*

*In 'fat-asps', the primary eyes have become reduced or (in more advanced members) lost all together, while the secondary eyes, which have keen short range vision, have become better developed. This is revese from what has happened in Tetra- and Octolobates.*

*Head*

*Segment 2*

*Stiff, muscular scutes derived from arms and feet of archetypal polylobate ancestors.*
*Used in locomotion just as in snakes on Earth.*

*The first pair of arms of the archetypal polylobate have developed into venom-delivering fangs, while the second pair of arms have been retained (although reduced in size) for manipulating and grasping prey and objects.*

*A pair of pedal ramets as viewed from beneith, showing the scutes.*

*All other arms have become indestiguishable from the feet, both developing into flat, muscular plates ('scutes') used for locomotion.*

*The stout body of these animals is actually quite elastic, being able to stretch up to twice their contracted length in some species.*

*Fat-asps exhibit the ancestral polylobate condition, possessing nine pedal segments.*

*"Fat-asps" were given their coliquial name by human soldiers during the breif war that took place.*

*Shown is a Stout Fat-asp (Aspectesoporus herpes)*
*The scientific name means 'a deep sleep without sight that creeps', either refering to the nature of the venom as being one the prey does not recover from, or the fact that people often get bitten without knowing where the animal was (they were 'blind' to its presence).*

Padfeets get their nickname, Snaiad 'Spiders', from their eight legs & predatory nature.

A jointed rostrum is positioned at the top of the head. Used to stab & wound prey, it injects an enzymatic cocktail that digests soft tissues. After feeding, only the shell of the prey remains.

A single curved claw extends out from between the two modified tarsal pads. These pads are covered in modified hairs that allow for a strong grip & lets the 'spider' scale vertical obstacles & walk up-side-down. on ceilings.

Close-up of foot

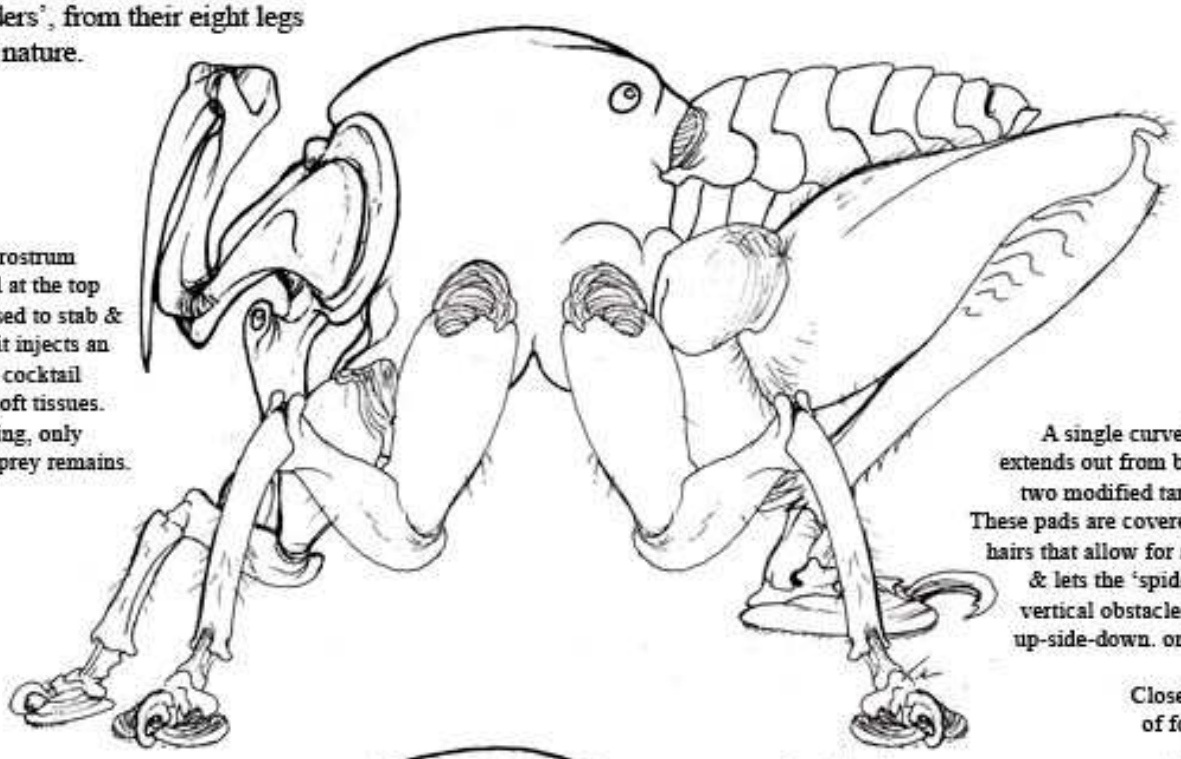

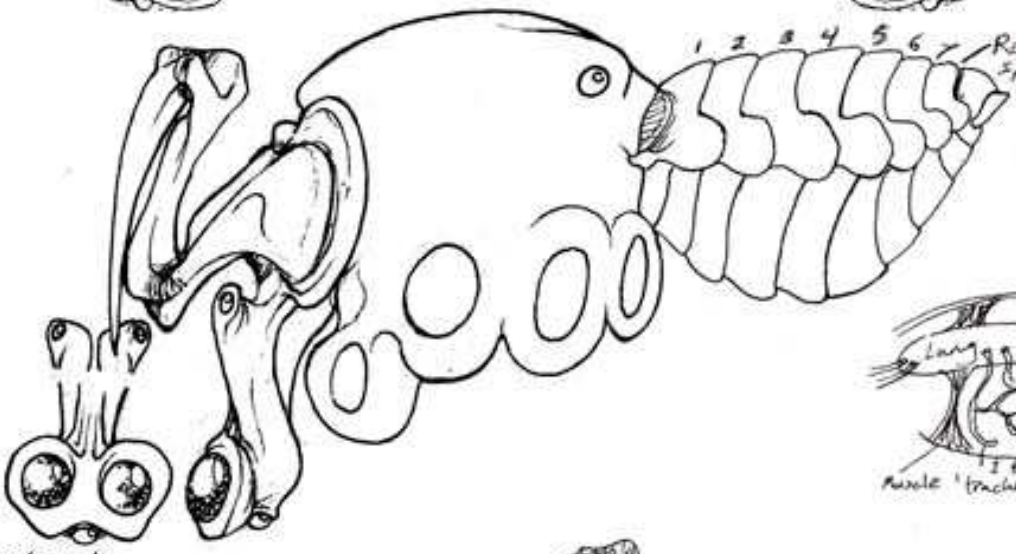


A two lungs lead to a system of trachea that carry oxygen directly to the bodily tissues.

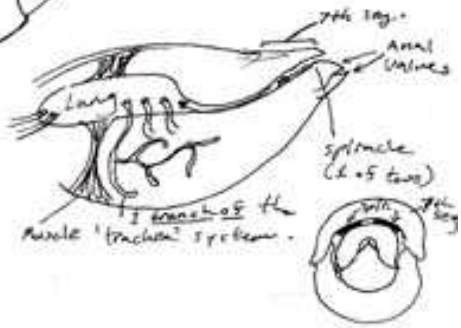


Padfeets have at most seven eyes:
-Two large compound eyes under neithe the rostrum face forwards.
-One single faceted eye behind the two large compounds eyes points downwards (often absent in more advanced genera.)
-Two single faceted eyes above the two compound eyes point outwards from beneith the rostrum.
-Two single faceted eyes are located on the posterior end of the thorax & may face either to the sides or backwards depending on the group.

Powerful back-most legs provide an astoundingly powerful jump & spurs are used as a defence. When threatened, a 'spider' will kick at the threat.

# Sprog 'Mole'
## (*Scalprurhincus sp.*)

*These browsing, cervid-like animals go by a number of names: "Walun'jack" (wall-uhm-jack), "Waltod" (wall-tod), and "Yumack" (you-mack).*

*Waltod* (*family Rhynogeneidae*)
*L. "Nose-chin", refering to how the 'trunk' fold under the head.*

*All Affexian vertebrates are "rametosaurs", or 'polylobates', a term of shaky standing among the scientific community.*

*Small, sharp, clipping teeth for browsing leaves and biting through tough stems.*

*Retractable papilla are highly vascularized and aid in heat dissepation via counter current exchange. Animals from warmer regions usually have more than species from cooler areas.*

*Large nostril for increased air intake while runing.*

*A wide variety of dermal features exist in the many polylobates lineages, all derived from protinaceous dermal granuals found in the vermiform ancestors.*

*'Trunk' curls under into a throat indentation.*

*Large ears can move to aid in sound detection.*

*Bright, white spines on the buttocks are erected when alarmed, and serve both in communicating to other individuals of impending danger, but also as a deterent from attacks from behind.*

*Leather mantle covering back and shoulders and sharp, erectile rump spines are a testiment to heavy predation upon its ancestors.*

*Indentations in the male's shaft line up with teeth in the female's vaginal canal. The teeth and indentations lock the pair in place during mating. The teeth are hinged to release the couple when done. This has the added benefit of preventing forced capulation by preventing a forceful male from locking in to an unwilling female.*

*Details of the pores along the penal shaft, beneath the veil.*

*The male genital pouch is located on the right side, while the female's is on the left.*

*Small, nimble, 4 hooved feet.*

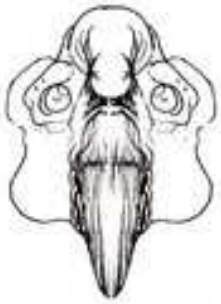

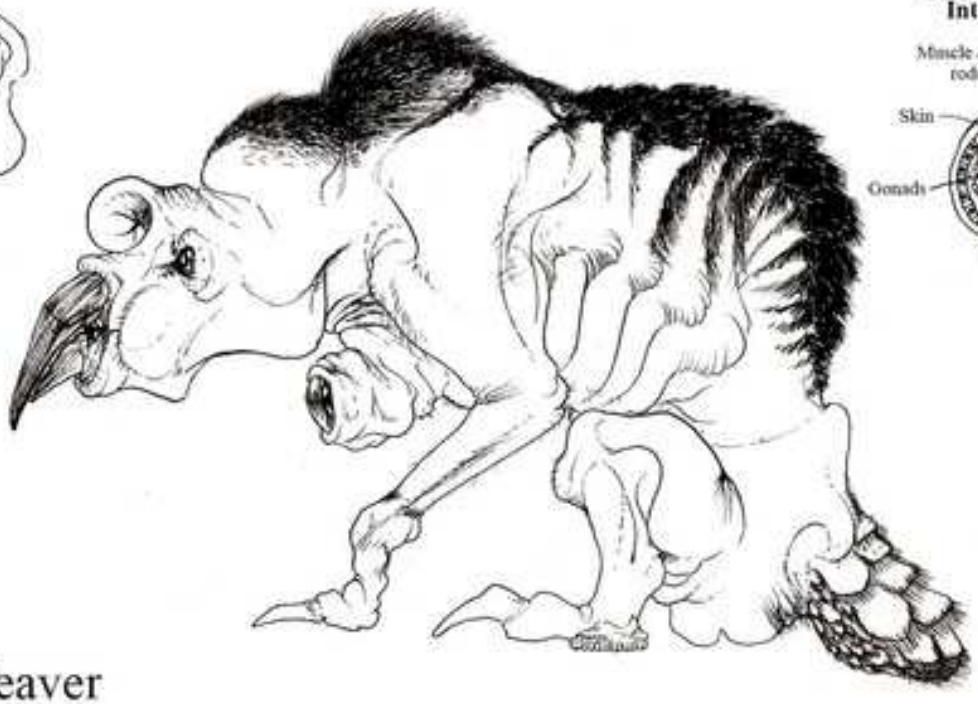

**Basic Genital 'Trunk' Internal Anatomy**

# Sprog Weaver

*(Phytoglyphous sp.)*

**Archeverma ("Ancient-Worm")**
These shell-less 'clams' are held as the posterboy of the Vermiform 'clams'. Terrestrial, it feeds on organic detritus, soil, & dead plant matter, much a Terran earthworm.

The vast majority of extant Vermiforms lack any shell, but a small number of species retaine plates that are vestigal remnants of ancestral shells.

In Vermiform 'Clams', the excurrent siphon has become a retractible proboscus (buccal siphon) & the excurrent siphon is now a respiratory pouch (breathing siphon).

While totsly absent in the buccal siphon of most Vermiforms, some carnivorous forms, along with a few parasitic have gill-filaments that have been modified with chitin to form a spiral of sharp teeth.

While found on nearly every land mass in Stasiad, 'Leeches', ectoparasitic vermiform 'clams' are found in moist terrestrial environments & in fresh water. No marine species have been found as of yet. Like pulmonate freshwater snails of Earth, freshwater 'leeches' are descended from terrestrial ancestors & many even breath air from time to time.

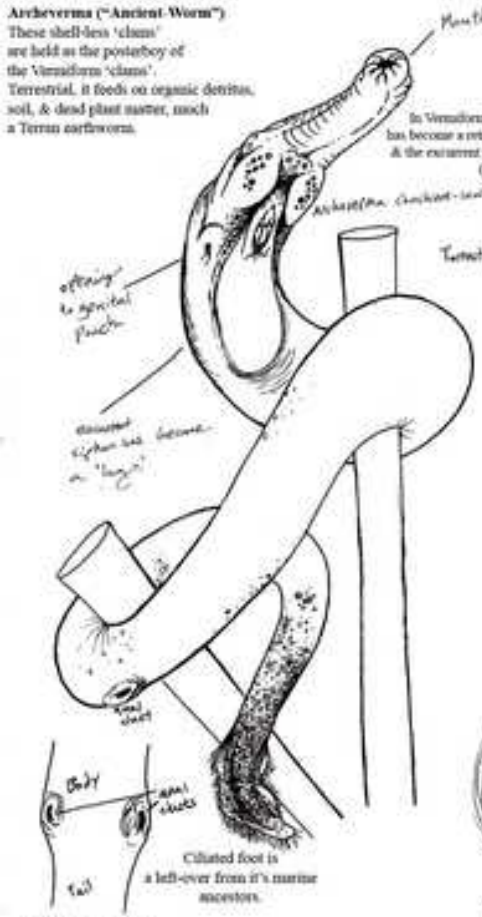


Ciliated foot is a left-over from it's marine ancestors.

Paired anal ducts are a feature unique to Ur-Clams.

Fisherman's Beard Worm
a brackish water filter feeder

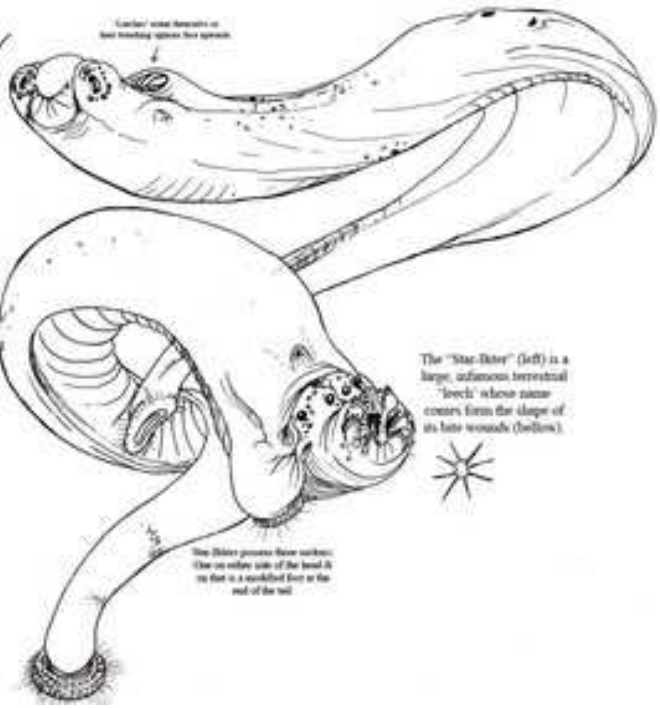

The "Star-Biter" (left) is a large, infamous terrestrial 'leech' whose name comes from the shape of its bite wounds (bellow).
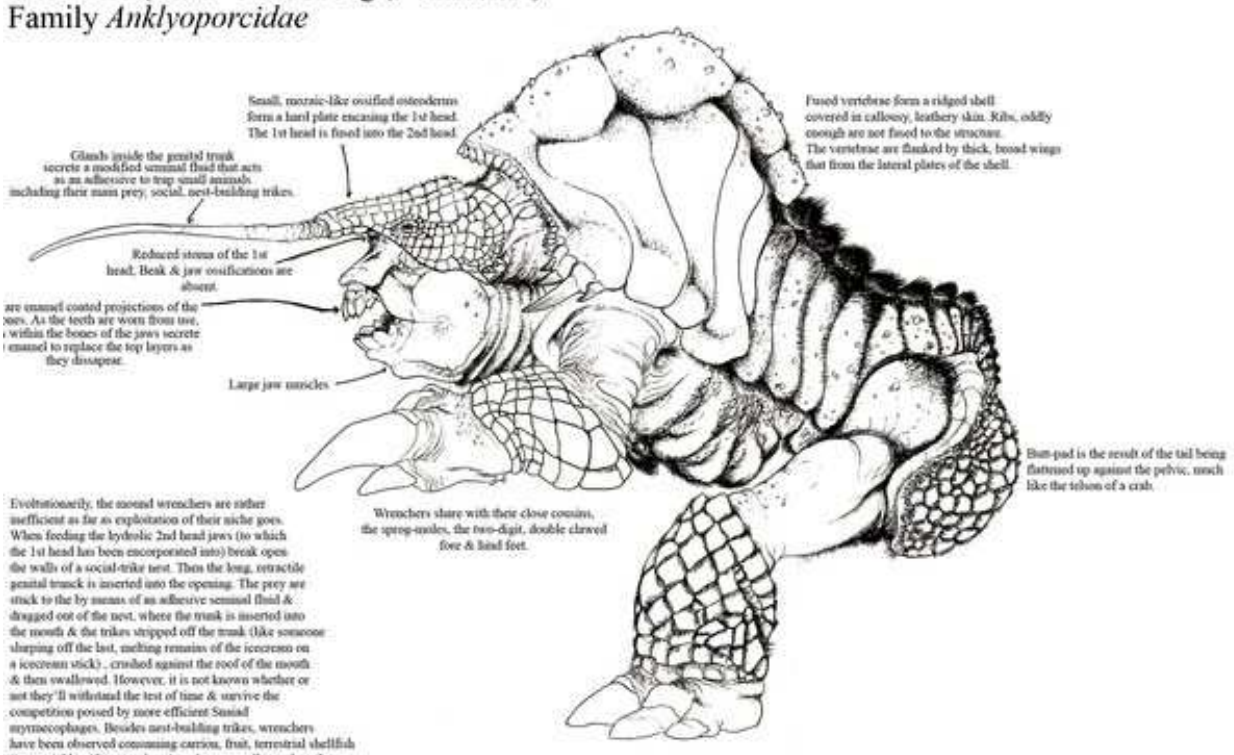
# Wrencher (a.k.a. 'Panzer Pig', 'Gnasher')
## Family *Anklyoporcidae*